

# Think Teen!

## 1st Grade of Junior High School WORKBOOK

**Τόμος 3ος**

**Αρχάριοι**

# ΣΤΟΙΧΕΙΑ ΑΡΧΙΚΗΣ ΕΚΔΟΣΗΣ

## ΣΥΓΓΡΑΦΕΙΣ

Ευαγγελία Καραγιάννη,  
Εκπαιδευτικός  
Βασιλική Κουή,  
Εκπαιδευτικός  
Αικατερίνη Νικολάκη,  
Εκπαιδευτικός

## ΚΡΙΤΕΣ-ΑΞΙΟΛΟΓΗΤΕΣ

Θεόδωρος Σκενδέρης,  
Σχολικός Σύμβουλος  
Δημήτριος Χατζηνικολάου,  
Εκπαιδευτικός  
Αλεξάνδρα Αναστασιάδου,  
Εκπαιδευτικός

## ΕΙΚΟΝΟΓΡΑΦΗΣΗ

Βασίλειος Λόγιος,  
Σκιτσογράφος-Εικονογράφος

**ΦΙΛΟΛΟΓΙΚΗ ΕΠΙΜΕΛΕΙΑ**

**Μαριάννα Βιβίτσου,  
Εκπαιδευτικός**

**ΥΠΕΥΘΥΝΟΣ ΜΑΘΗΜΑΤΟΣ  
ΚΑΤΑ ΤΗ ΣΥΓΓΡΑΦΗ**

**Ιωσήφ Ε. Χρυσόχοος,  
Πάρεδρος ε.θ.του Παιδαγωγικού  
Ινστιτούτου**

**ΥΠΕΥΘΥΝΟΣ ΤΟΥ ΥΠΟΕΡΓΟΥ**

**Αικατερίνη Λιάτσικου,  
Εκπαιδευτικός**

**ΠΡΟΕΚΤΥΠΩΤΙΚΕΣ**

**ΕΡΓΑΣΙΕΣ**

**Αφοί Ν. Παππά & Σία Α.Ε.Β.Ε.**

**Γ' Κ.Π.Σ. / ΕΠΕΑΕΚ ΙΙ**  
**Ενέργεια 2.2.1 /**  
**Κατηγορία Πράξεων 2.2.1.α:**  
**«Αναμόρφωση των προγραμμάτων**  
**σπουδών και συγγραφή**  
**νέων εκπαιδευτικών πακέτων»**

**ΠΑΙΔΑΓΩΓΙΚΟ ΙΝΣΤΙΤΟΥΤΟ**  
**Δημήτριος Γ. Βλάχος**  
**Ομότιμος Καθηγητής Α.Π.Θ.**  
**Πρόεδρος του Παιδαγωγικού**  
**Ινστιτούτου**

**Πράξη με τίτλο:**  
**«Συγγραφή νέων βιβλίων και**  
**παραγωγή υποστηρικτικού**  
**εκπαιδευτικού υλικού με βάση**  
**το ΔΕΠΠΣ και τα ΑΠΣ**  
**για το Γυμνάσιο»**

**Επιστημονικοί Υπεύθυνοι Έργου  
Αντώνιος Σ. Μπομπέτσης  
Σύμβουλος του Παιδαγωγικού  
Ινστιτούτου  
Γεώργιος Κ. Παληός  
Σύμβουλος του Παιδαγωγικού  
Ινστιτούτου**

**Αναπληρωτές Επιστημονικοί  
Υπεύθυνοι Έργου  
Ιγνάτιος Ε. Χατζηευστρατίου  
Μόνιμος Πάρεδρος  
του Παιδαγωγικού Ινστιτούτου  
Γεώργιος Χαρ. Πολύζος  
Πάρεδρος ε.θ. του Παιδαγωγικού  
Ινστιτούτου**

**Έργο συγχρηματοδοτούμενο 75%  
από το Ευρωπαϊκό Κοινωνικό  
Ταμείο και 25% από εθνικούς  
πόρους.**

## ΣΤΟΙΧΕΙΑ ΕΠΑΝΕΚΔΟΣΗΣ

Η επανέκδοση του παρόντος βιβλίου πραγματοποιήθηκε από το Ινστιτούτο Τεχνολογίας Υπολογιστών & Εκδόσεων «Διόφαντος» μέσω ψηφιακής μακέτας, η οποία δημιουργήθηκε με χρηματοδότηση από το ΕΣΠΑ / ΕΠ «Εκπαίδευση & Διά Βίου Μάθηση» / Πράξη «ΣΤΗΡΙΖΩ»



Ευρωπαϊκή Ένωση  
Ευρωπαϊκό Κοινωνικό Ταμείο



Με τη συγχρηματοδότηση της Ελλάδας και της Ευρωπαϊκής Ένωσης



ΕΣΠΑ  
2007-2013  
Πρόγραμμα για τη γνώση  
ΕΥΡΩΠΑΪΚΟ ΚΟΙΝΩΝΙΚΟ ΤΑΜΕΙΟ

Οι διορθώσεις πραγματοποιήθηκαν κατόπιν έγκρισης του Δ.Σ. του Ινστιτούτου Εκπαιδευτικής Πολιτικής

**Η αξιολόγηση, η κρίση των προσαρμογών και η επιστημονική επιμέλεια του προσαρμοσμένου βιβλίου πραγματοποιείται από τη Μονάδα Ειδικής Αγωγής του Ινστιτούτου Εκπαιδευτικής Πολιτικής.**

**Η προσαρμογή του βιβλίου για μαθητές με μειωμένη όραση από το ΙΤΥΕ – ΔΙΟΦΑΝΤΟΣ πραγματοποιείται με βάση τις προδιαγραφές που έχουν αναπτυχθεί από ειδικούς εμπειρογνώμονες για το ΙΕΠ.**

**ΠΡΟΣΑΡΜΟΓΗ ΤΟΥ ΒΙΒΛΙΟΥ  
ΓΙΑ ΜΑΘΗΤΕΣ  
ΜΕ ΜΕΙΩΜΕΝΗ ΟΡΑΣΗ**

---

**ΙΤΥΕ - ΔΙΟΦΑΝΤΟΣ**





**ΥΠΟΥΡΓΕΙΟ ΠΑΙΔΕΙΑΣ,  
ΕΡΕΥΝΑΣ ΚΑΙ ΘΡΗΣΚΕΥΜΑΤΩΝ  
ΙΝΣΤΙΤΟΥΤΟ ΕΚΠΑΙΔΕΥΤΙΚΗΣ  
ΠΟΛΙΤΙΚΗΣ**

**Ευαγγελία Καραγιάννη  
Βασιλική Κουή  
Αικατερίνη Νικολάκη**

**ΑΝΑΔΟΧΟΣ  
ΣΥΓΓΡΑΦΗΣ**

**Ελληνικά  
γράμματα**

**Η συγγραφή και η επιστημονική  
επιμέλεια του βιβλίου  
πραγματοποιήθηκε υπό την αιγίδα  
του Παιδαγωγικού Ινστιτούτου**

**1st Grade of Junior High School  
Workbook  
Αρχάριοι**

**Ι.Τ.Υ.Ε. «ΔΙΟΦΑΝΤΟΣ»**

**LESSON 1: Let's go to the zoo!**

**LESSON 2: In the wild!**

**LESSON 3: Let's go green!**



**In Unit 4 you will...**

**READ**

- advertisements of places
- signs and notices
- descriptions of animals from a zoo guide book
- an article on global warming

# **UNIT 4**

## **Ecofriendly!**

### **PRACTICE VOCABULARY RELATED TO**

- **zoo**
- **animals, their food & habitats**
- **environment**
- **collocations**

### **PRACTICE THE USE OF**

- **imperative**
- **if-sentences**
- **can/can't to express ability**
- **must/mustn't**

### **WRITE**

- **a paragraph about what a friend can do in his/her free time**
- **an article about your favourite animal**
- **an e-mail with advice about the protection of the environment**

## UNIT 4 Ecofriendly!

### Lesson 1 Let's go to the zoo!



#### Reading

**What can we do this weekend?**

- 1 Read the advertisements (a-d) and match them with the people (1-3). There is an extra advertisement you don't need to use.**



**Task 23 - p. 142 - 146 / 125 - 126**

**a.** Visit the city park. Kids can play on the grass and you can have a cup of coffee at our cozy café!

**b.** The new shopping centre has just opened! You can find anything here, from clothes and shoes to toys and computers!

**c.**  
**SPECIAL PERFORMANCE  
TONIGHT FOR OUR YOUNG  
FRIENDS  
Buy two tickets and get one free!**

**d. Buy one weekend ticket and see all Harry Potter Movies! Lots of things to do before and after the film! All restaurants and cafés are open 24 hours a day.**



**Adam is 13. He likes singing and dancing with his friends. They want to go out together but they can't go to very expensive places.**

1. ....



**The Robertsons have two young children. They want to have a quiet afternoon in the sun.**

**2. ....**





**It's Christmas Eve and Jenny and her mum want to buy some more presents for their friends and relatives.**


**3. ....**



## Vocabulary Link

### Signs and notices


- 2 Match the pictures (1-5) with the signs (a-f). There's an extra sign you don't need to use.





2



3





**a. LOST AND FOUND**

**b. FREE INTERNET  
ACCESS HERE**

**c. MEET ME  
OUTSIDE  
THE ZOO  
ENTRANCE**

**d. information**

**e. INSERT YOUR  
PHONE CARD  
HERE**

**f. BUY 2  
GET ONE FREE**

## Collocations

3 Circle the right word.



### Task 24 - p. 147 / 126

e.g. Mark works at the zoo without getting any money. He is a **volunteer/guide**.

1. The green footprint **place/trail** takes you to the centre of the zoo.
2. If you lose your **bag/way**, ask for it in the Lost Property Office.
3. I am waiting for you at the zoo **map/entrance**.
4. The children are playing in the **playground/first** aid post.

5. Let's look at the map and **find/make** our way around.



## Grammar Link

### Imperative/If-sentences (1)

**4** Match the sentences (1-2) with the examples (a-b) to form the rules.



1. You tell someone what to do.

.....


2. You tell someone what not to do.

.....

a. Don't feed the animals.

b. Use the telephone near the main entrance.

**5** Put the words in the correct order.



**1. tap/ glass/ on/ don't/ the**

.....  
.....

**2. volunteers /one /ask /the /to /the /  
show /of /you /way**

.....  
.....



### 3. the /keep /clean /area

.....

.....

### 4. loud /don't /noises / make

.....

.....

### 5. the /find /the /information /more / animals /on /about /Internet

.....

.....

**6** Look at the example and complete the rule.



If you **love** sea animals, **visit / you can visit** the local aquarium

If + Present Simple →

..... or

.....

**7** Match the phrases 1-6 with a-f.



**1. Not have  
enough money -**

**a. find a phone  
box**

**2. Want to make  
a call -**

**b. search  
the Internet**

**3. Like animals -**

**c. call the vet**

**4. Enjoy learning  
new things -**

**d. not feed  
the animals**

**5. Visit the zoo -**

**e. become a vet**

**6. see a sick  
animal -**

**f. pay by  
credit card**

<b>1</b>	<b>2</b>	<b>3</b>	<b>4</b>	<b>5</b>	<b>6</b>
<b>f</b>					

**8** Look at task 7 and write if-sentences for your friends who want to visit the zoo.



**Task 25 - p. 148 - 150 / 126 - 127**

**e.g. If you don't have enough money, you can pay by credit card.**

**OR If you don't have enough money, pay by credit card.**

1. ....  
.....  
.....

2. ....  
.....  
.....

3. ....

.....

.....

4. ....

.....

.....

5. ....

.....

.....

6. ....

.....

.....



## Writing

**If you have free time  
this weekend, ...**

**9 Write a short paragraph about what your partner can do if s/he has free time this weekend. Then exchange paragraphs with your partner and see if you agree.**



**Tick what s/he can do:**

- **at home (tidy my room, watch TV etc.)**
- **with his/her family (go out, visit relatives etc.)**
- **with his/her friends (go to the cinema, have a party etc.)**



## Lesson 2 In the wild!



### Reading

#### Animals

- 1 Read the descriptions of the animals (1-5) from a zoo guidebook and match them with the photos. There's an extra photo you don't need to use.





tiger



panda



shark



zebra



elephant



camel

- 1. It's got black and white stripes. It eats grass and bushes. Generally, it prefers long grass. It's 1.40m tall and weighs 380 kilos.**
- 2. It's the largest mammal on earth. It lives in Africa and Asia. It eats different kinds of plants and drinks lots of water. It sometimes helps people carry wood. It's about 3m tall and weighs 5000 kilos.**
- 3. It belongs to the cat family. It is 1.2m tall and lives 20-25 years. It eats deer and other animals.**
- 4. It is a bear-like animal. Its fur is black and white. It lives in Asia and eats stems and bamboo**

**leaves. It weighs about 100 kilos. There are very few of them all over the world.**

**5. It lives in the sea and attacks when it's hungry. It eats penguins, dolphins and other sea animals. When it's very hungry, it can eat humans!**



## Vocabulary Link

### Animals, food & habitats

2 Write the words in the box in the right column. Then add some more.



<b>jungle</b>	teeth	forest	grass	rabbit	shark
skin	giraffe	jaws	cave	snake	tiger
horn	horse	crocodile	plants	sea	cow
goat	sheep	river	bushes	leaves	

wild animals	farm animals	habitats	food	parts of body
		jungle		

## Collocations

**3** Choose the correct answer.



### Task 26 - p. 150 - 151 / 127

e.g. Polar bears can ...**c**... in the snow.

- a. teach
- b. weigh
- c. hide**

1. Chimpanzees can ..... sign language.

- a. use
- b. speak
- c. talk

**2. These animals can ..... their food in the water from very far away.**

- a. hide**
- b. smell**
- c. look**

**3. People kill elephants so elephants are in .....**

- a. cold water**
- b. danger**
- c. the snow**

**4. Brown bears ..... more than 600 kilos.**

- a. smell**
- b. stand**
- c. weigh**

**5. Bears ..... till March.**

- a. hibernate**
- b. eat**
- c. hunt**

## 6. Wolves usually hunt in a family .....

- a. pet
- b. group
- c. pack

## 7. The timber wolf can go ..... food for a long time.

- a. out
- b. without
- c. with





## Grammar Link

**can/can't - ability**

**4 Complete the tables.**



### Affirmative

**I can**

.....

.....

**She can**

**It** .....

**We can**

.....

.....

**swim.**

# Negative

## Full Form

I cannot drive

.....

He cannot drive

.....

It cannot drive

.....

You cannot drive

.....

## Short Form

.....

You can't drive

.....

She can't drive

.....

We can't drive

.....

.....

basketball.

## Interrogative

**Can I**

..... **you**

**Can he**

..... **she**

**Can it**

..... **we**

**Can you**

..... **they**

**speak German?**

## Short Answers

**Yes, you can./ No, you can't.**

**Yes, I can./ .....**

.....

.....

.....

.....

.....

.....

**5** Fill in the sentences to complete the rules.



1. We use ..... to talk about our abilities.
2. The negative form of 'can' is ..... or .....

**6 Match the sentences (1-5) with the pictures (a-e).**



**1. I can sleep for months.**

.....

**2. I can't live in cold water.**

.....

**3. I can use sign language.**



.....

**4. I can carry heavy things with my trunk.**

.....

**5. I can't live in a jungle.**

.....



**7** Complete the table about you and your friends and then write sentences.  
Use can or can't.



	swim	use sign language	climb tall trees
<b>John</b>	✓	✓	✗
<b>You</b>			
<b>Your friend</b>			





## Communication

**8** Fill in the dialogues. Use words from the Language Bank on page 33, v.2 / 49 in the student's book. Then act them out with your partner.



1. People kill animals. I  
..... that's worrying.  
What do you think?

I ..... ! You're right!

**2. I think giraffes are .....**  
**.....**  
**you .....?**

**I don't agree. They  
don't look funny to me!**



## Writing

### A newspaper article

- 9 Write an article about your favourite animal for the school newspaper and draw its picture or stick a photo.



**OUR SCHOOL** newspaper  
**MY FAVOURITE ANIMAL**



..... live in

.....

.....

**They' ve got** .....

.....

.....

**They like eating** .....

.....

.....

**They can** .....

.....

.....

**I like** .....

**because** .....

.....

.....

.....

## Lesson 3 Let's go green!



### Reading

#### English/Greek words

- 1 Read this article on Global Warming and match the pictures with the things you can do for the environment (1-6).




# GLOBAL WARMING


## TEEN newspaper

Global warming is a big problem, but there are many little things we can do to make a difference and reduce the greenhouse gases that pollute the atmosphere.

Many greenhouse gases come from things we do every day. These gases trap energy in the atmosphere and make the Earth warmer.

Here are some things you can do to help:





- 1. Carpooling can save energy.  
Instead of four people driving  
four cars to work, they can ride  
together in one car.**
- 2. Turn off the TV, the computers  
and the lights when you don't  
need them.**



- 3. When you buy, buy cool stuff.  
There are some products -certain cars and stereos, for example- which don't use much energy.**
- 4. Walk, ride your bike or take the bus. It saves energy.**
- 5. Plant trees. They absorb carbon dioxide from they air.**
- 6. Solar energy is energy that comes from the sun. Use solar energy to heat homes, buildings and water.**

adapted from <http://www.epa.gov/globalwarming/kids/difference.html>



## Vocabulary Link

### The environment

2 Put the words in the box in the right bin.



old school books

wine bottles

whisky bottles

jars

comics

coffee tins

clothes

cola cans

newspapers

food

beer cans

baby food jars



PAPER

old school books





**GLASS**

.....


.....



**ALUMINIUM**

.....

.....



**TRASH**

.....

.....

**3** Match the words (1-5) with their meanings (a-e).



**1. recycle**

.....

**a. put things in the bin**

**2. go green**

.....

**b. put things into groups**

**3. shopping  
spree**

.....

**c. time you go shopping and  
buy lots of things**

**4. throw  
away**

.....

**d. do things that help the  
environment**

**5. sort**

.....

**e. collect glass, paper etc. in  
special places and use them  
again**

## Collocations

**4** Circle the correct collocation.



### Task 27 - p. 152 / 127

1. I've got some extra pocket money.  
Let's go **on/in** a shopping spree.
2. Take these old newspapers to the recycling **bin/park**.
3. You can **save/pick** up water if you turn the tap off.
4. Many people **drop/cut** down trees to build new houses.
5. Don't **throw/use** away old books.
6. Let's **protect/kill** endangered animals.



## Grammar Link

**must/mustn't**

**5** Match the sentences (1-2) with the examples (a-b) to complete the rules.



**1. You tell someone what to do.**

.....

**2. You tell someone what not to do**

.....

**a. You mustn't kill animals.**

**b. You must protect animals.**

**6** Look at the pictures and write 'Green Rules'. Use ideas from page 40 - 41, v.2 / 51 in your student's book.



**You mustn't waste water.**

e.g. **You must save water.**





**1. We mustn't kill animals.**

.....



**2. We must plant trees.**

.....



**3. We mustn't drop litter.**

.....



**4. We must use bicycles.**

.....

**7 Write classroom rules. Use must or mustn't.**



**e.g. be rude to your teachers/be polite to them**

**You mustn't be rude to your teachers. That's right. You must be polite to them.**

**1. talk with your partner/listen to the teacher**

.....

.....

.....

.....

**2. throw rubbish on the floor/ put it in the bin**

.....

.....

.....

.....

**3. write on the walls/ write in your notebooks**

.....

.....

.....

.....

**4. bring food and drinks in the classroom/bring your homework**

.....

.....

.....

.....

**8** How can we make every day a Green Day? Use the phrases from the box to complete the sentences (1-6). Have you got any other ideas?



**Turn off**

**Use**

**Don't throw**

**Clean**

**Collect**

1. ....  
**away things you  
can recycle.**

2. ....  
**the tap when you  
brush your teeth.**

3. ....  
**up the beach.**

4. ....  
**the rubbish from  
the park near your  
school.**

5. ....  
**the same plastic  
bags again and  
again.**

6. ....  
**the lights when  
you go out of a  
room.**

**9** Now use the ideas from task 8 and write suggestions. Use the phrases from the box. Talk about them with your partner.



We can .....

Another good idea is to .....

Why don't we .....

Let's .....

I think we must / mustn't...

.....

.....

.....

.....

.....



A series of 20 horizontal dotted lines spanning the width of the page, intended for writing or drawing.







## Writing

**This is what you can do!**

- 10** Some Spanish friends of yours are organizing an eco team at their school. You are in the eco team of your school. Send them an e-mail with some 'Green ideas'. Think about:



- **The environment**
- **The animals**
- **Life at home**

### Tip!

Make your e-mail interesting by using different language structures from Unit 4.

A large green rectangular area with a scalloped top edge. Inside this area, there are 18 horizontal dashed lines, evenly spaced, intended for writing.





**COUNCIL OF EUROPE**      **CONSEIL DE L' EUROPE**

**ΕΥΡΩΠΑΪΚΟ  
PORTFOLIO ΓΛΩΣΣΩΝ**



**European Language Portfolio  
Portfolio européen des langues  
Europäisches Sprachenportfolio**

**Για μαθητές 12-15 ετών  
στην Ελλάδα**

**For learners aged 12 to 15  
in Greece**

**Pour les apprenants  
de 12 à 15 ans en Grèce  
Für 12-15 jährige griechische  
Schüler in Griechenland**

# **UNIT 5**

## **Teens in action!**

**LESSON 1: It's on the  
notice board!**

**LESSON 2: A weekend away!**

**LESSON 3: In my free time  
I learn English!**

# In Unit 5 you will...

## **READ**

- students' notes
- an advertisement for a sports camp
- a quiz about learning styles

## **PRACTISE COLLOCATIONS & VOCABULARY RELATED TO**

- school clubs
- sports and activities
- collocations

## **PRACTISE THE USE OF**

- **Present Continuous**
- **Present Continuous vs. Present Simple**

## **WRITE**

- **an e-mail about school clubs**
- **an advertisement for a summer camp**

## **UNIT 5** Teens in action!

### **Lesson 1** It's on the notice board!



#### **Reading**

### **Extra- curricular activities**

- 1** Read the notes (1-4) and match them with the school clubs. There's an extra club you don't need to use.



**Task 28 - p. 153 - 155 / 128**




**SPORTS CLUB**

**ECO CLUB**

**DRAWING CLUB**

**COOKERY CLUB**

**PHOTOGRAPHY CLUB**



**John,  
I have to go! Sorry I can't wait  
for you. I'll see you at the tennis  
court. We are playing at 6.00pm.  
Be there!  
Mark**

**1**

**Helen,  
Would you like to see some really  
good photos of wild animals?  
There's a photo exhibition  
outside the school canteen. Two  
of the photos are mine. Can you  
spot them?  
See you!  
Lydia**

**2**

Viviana, hi!

Can you do me a favour? We are doing a school project on international cuisine and I need to find a couple of recipes. Can you ask your granny about the way she makes that delicious spinach pie?

Thanks

Diana

3

Michael,

Can you call Paul? He wants to draw your portrait for a competition.

Bye

Mum

4

**2** Read the notes again and find who or what the words in bold refer to.



**e.g. He wants to draw Michael's  
portrait. Paul**

**1. They are meeting at the tennis  
court at 6.00 pm .....  
and .....**

**2. Her granny knows how to make a  
tasty pie .....  
.....**

**3. She's got two photos of wild  
animals in the exhibition .....  
.....**

**4. The wild animal photo exhibition  
is outside this.....  
.....**

**5. She is doing a cooking project  
.....  
.....**







## Vocabulary Link

### School Clubs

**3** Write the words in the correct column. Can you add two more words in each column?



crayons	delicious	pencils	vocals
healthy	team	snacks	trainers
instruments	art teacher	band	vegetarian
semi-finals	ballad	portrait	match

 <p><b>SPORTS</b></p>					
 <p><b>MUSIC</b></p>					
 <p><b>DRAWING</b></p>					
 <p><b>COOKING</b></p>					

## Collocations

**4** Find the collocations and then use them to write sentences.



<b>1. good</b>	.....	<b>a. a rock ballad</b>
<b>2. look</b>	.....	<b>b. for my pen</b>
<b>3. give</b>	.....	<b>c. a practical joke on my best friend</b>
<b>4. play</b>	.....	<b>d. in my homework</b>
<b>5. write</b>	.....	<b>e. at cooking</b>



.....

.....

.....

.....

.....

.....

.....

.....

.....

.....



## Present Continuous

**5** Complete the tables.



## Affirmative

I am eating

You are eating

.....

She is .....

It .....

We are eating

You .....

They .....

I'm eating

.....

He's .....

.....

.....

.....

You're eating

.....

a sandwich.

# Negative

## Full Form

I ..... not eating

.....

He is not eating

.....

.....

We are not eating

You are not eating

.....

## Short Form

I'm not eating

You aren't eating

.....

She isn't eating

.....

.....

.....

They.....

## Interrogative

..... I eating

**Are you eating**

**Is he eating**

..... she .....

..... it .....

..... we .....

**Are you .....**

..... they eating

**a sandwich?**

## Short Answers

**Yes, you are./ No, you aren't.**

**Yes, I am./ No, I'm not.**

.....

**Yes, she is. No, she isn't.**

.....

.....

.....

.....

**6** Match the examples (a-d) with the spelling rules (1-3).



**Can you find more examples in your student's book (page 65 - 66, v.2 / 59) and make a list?**

## EXAMPLES

- a. **drive** → **driving**
- b. **sit** → **sitting**
- c. **tidy** → **tidying**
- d. **play** → **playing**

## RULES

1. **Verbs ending in consonant + e, drop -e and take -ing, e.g .....**
2. **Verbs ending in -y, keep the -y and take -ing, e.g .....**
3. **Verbs ending in consonant + vowel + consonant, double the final consonant, e.g .....**

**7** Write the verbs in -ing form.



e.g. play **playing**

1. make .....

2. send .....

3. go .....

4. tidy .....

5. chew .....

6. sit .....

7. run .....

8. visit .....

9. come .....

10. study .....



**8** Write the verbs in brackets in the correct form of Present Continuous to complete the sentences.



**Task 29 - p. 156 - 157 / 128**

e.g. Listen! Paul **is playing** (play) the drums.

1. My dad ..... (write) an e-mail at the moment.

2. The children ..... (study). Don't make noise.

3. .... (you / go) shopping? No, I'm not.

4. Where's mum? She .....  
(cook) in the kitchen.

5. I ..... (not / wear)  
a red T-shirt at the moment.

6. ....  
(your teacher / sit) on her chair?





## Writing

### School Clubs

**9** Here are some photos of the clubs at your school. Write an e-mail to your keypal.

- tell him/her what school clubs the photos show
- who are in the photos
- what activities you are doing this year



# Drama Club

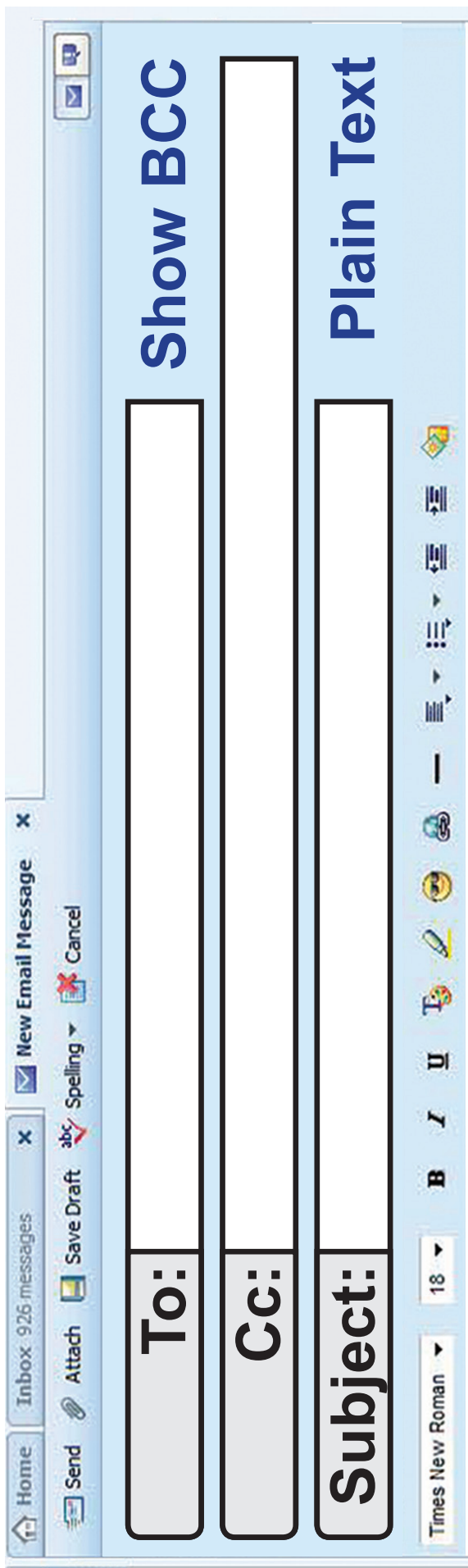


# Cookery Club



# Music Club





Dear ....., hi!

Thanks for your e-mail and the photos you sent me. Here are three photos of some of the clubs we have at our school. The first photo shows the

..... **Club. We are** .....

.....

Handwriting practice area with ten vertical dashed lines for tracing or writing.

TODAY: SUN, 25/5 - MON, 30/6 No events



## Lesson 2 A weekend away!



### Reading

## Extreme Sports Camp

1 Read this advertisement and complete the sentences.



Task 30 - p. 158 - 161 / 129



## **EXTREME SPORTS CAMP**

**7:30 - WAKE-UP**

**8:00 - BREAKFAST**

**9:00 - MORNING SPORT  
ACTIVITIES**

**12:00 - LUNCH**

**1:00 - FREE ACTIVITIES**

**6:00 - DINNER**

**7:00 - EVENING SPORT  
ACTIVITIES**

**9:00 - BACK TO THE CAMP**

**9:30 - LIGHTS OUT**

**Both the Extreme and California Soccer camps take part in the Evening Activities: Ice Skating, Ropes Course, Mini-Golf, Ultimate Rush Giant Swing**



**More than just a summer camp,  
it's a cultural experience**

**Our campers come from all over the world for fun and to improve their English... so watch your language! (France, Italy, Greece, England, Russia, Indonesia, China, Taiwan, Japan, Brazil, Costa Rica, Turkey, and South Africa are just some of the countries kids come from) Think of the great pen pals you can meet from all over the planet!**

**Visit our site at  
<http://www.800procamp.com>  
and find out about all the sports we offer!**

**adapted from  
[www.800procamp.com](http://www.800procamp.com)**

1. The Camp programme starts at ..... every morning.
2. There are activities ..... times a day.
3. You have to be back to your tent at ..... because they turn ..... out at 9.30.
4. There are campers from many different .....
5. Kids come here to have ..... and improve their .....
6. You can find new ..... at our camp.



## Vocabulary Link

### Sports and activities

- 2 Write the sports and the activities under the pictures.



**Task 31 - p. 162 - 163 / 130**



1. ....



2. ....



3. ....



4. ....



5. ....



6. ....



7. ....



8. ....

## Collocations

**3** Match the phrases 1-10 with a-j.



- |                |         |
|----------------|---------|
| 1. watch       | ...C... |
| 2. adventurous | .....   |
| 3. drive       | .....   |
| 4. eat         | .....   |
| 5. make        | .....   |
| 6. study       | .....   |
| 7. water       | .....   |
| 8. take        | .....   |
| 9. go          | .....   |
| 10. climb      | .....   |



- a. spaghetti**
- b. white-water rafting**
- ~~c. a football match on TV~~**
- d. the bed**
- e. for a test**
- f. the dog for a walk**
- g. a car**
- h. a high wall**
- i. the plants**
- j. type**

**4 Use the phrases from task 3 to complete the sentences 1-5. Make any necessary changes to the forms of the verbs.**



**1. For the .....  
..... there are lots of  
extreme sports to choose from.**

**2. Tim is in the living room. He is  
.....  
..... right now.  
His favourite team are playing  
against Liverpool.**

**3. We are .....  
..... in maths  
at the moment.**

**4. Your garden is beautiful! How often do you .....**  
**..... ?**

**5. My room is usually tidy but I sometimes forget to .....**  
**.....**



## Grammar Link

### Present Continuous vs. Present Simple

5 Complete the sentences 1-5  
with **every day** or  
**at the moment**



e.g. Ronald is writing a new book  
**at the moment.**

**1. Lots of tourists arrive at our hotel**

.....

**2. Nick and Ted are rollerblading**

.....

**3. Mum is making some orange juice**

.....

**4. I don't see my friends**

.....

**5. Our neighbours go walking**

.....

**6** Put the words in the correct order to write sentences.



**e.g. every/Tom/basketball/plays/day**

**Tom plays basketball every day.**



**1. are/we/for/a/looking/guitarist/**

.....  
.....

**2. not/granny/does/go/my/shopping/  
at/weekend/the**

.....  
.....

**3. are/preparing/the/you/a/  
exhibition/at/photo/moment/?**

.....  
.....

**4. sends/every/he/twenty/day/text  
messages/**

.....  
.....

**7** Write the verbs in brackets in the correct form of Present Simple or Present Continuous.



**Task 32 - p. 164 - 166 / 130 - 131**

**Task 33 - p. 166 - 167 / 130 - 131**

e.g. My parents **don't like** (not / like) dangerous sports.

1. Magda .....  
(sing) at a concert right now.

2. ....  
(your dad / go) fishing at weekends?



**3. The Campus instructors always**

.....  
**(help) beginners.**

**4. Look at Tom and Mary! They**

.....  
**(not /wear) their seatbelt.  
That's dangerous!**

**5. What are you doing here? I**

.....  
**(wait) for Sarah.**

**6. ....**  
**(you / do) judo on Mondays?**

**8** Look at the example and change sentences 1-5 into questions.



**Task 34 - p. 168 - 169 / 131**

e.g. What **does Hilary usually wear at school?**

Hilary usually wears **blue jeans at school.**



**116 / 58**

1. Where .....

.....

.....

**The teacher is writing on the board.**

2. Who .....

.....

.....

**Cliff is singing a rap song.**

3. Why .....

.....

.....

**Mum is shouting because she is angry.**

**4. When .....**

.....

.....

**Tom sends text messages  
during the lessons.**

**5. What .....**

.....

.....

**Emma wants to get off the raft.**



## Writing

### Summer Camp Advertisement

- 9** Write an advertisement for your favourite summer camp for your school notice board.



- Find a name for it.
- Say where it is and what kids can do there. Give the daily programme.
- Stick a photo and describe what the kids are doing under the photo.

A light blue rectangular area with a scalloped top edge. Inside, there is a large white rectangular box with a black border. Below the white box are four horizontal dashed lines for writing.

A large light blue rectangular area with a scalloped top edge. Inside this area, there are 18 horizontal dashed lines spaced evenly, providing a template for handwriting practice.

## **Lesson 3** In my free time I learn English!



### **Learning styles**

- 1** Read the sentences and tick the ones which are true for you. Are you a one-type learner or a mixture?




## **How do you learn best?**

**There are three main types of learner but many people are not one type. They combine different learning styles.**



# **VISUAL learners learn best by seeing things.**

- I remember something better if I write it down. ....
- When I read something, I make a picture of it in my head. ....
- I can't do my homework if there is noise around. ....
- I'm good at reading maps and charts. ....



# **AUDITORY learners learn best by listening to things.**

- I remember something better if someone says it to me.  
.....
- When I study, I say things aloud.  
.....
- When I buy something new such as a mobile, I like someone to tell me how to use it. ....
- I like speaking activities such as interviews. ....



## **KINESTHETIC learners learn best by doing things.**

- I remember something better if I do it. ....
- I don't like sitting on a chair when I study. I prefer walking around the house. ....
- When I buy something new such as a mobile, I never read the instructions. I find out how it works by trying it. ....
- I'm good at PE and sports. ....



**2 Write down what you do to learn new things and give examples. Then talk about them with your partner.**



**e.g. I remember things better if I write them down. That's why I write down new words in my notebook.**

.....

.....

.....

.....

.....

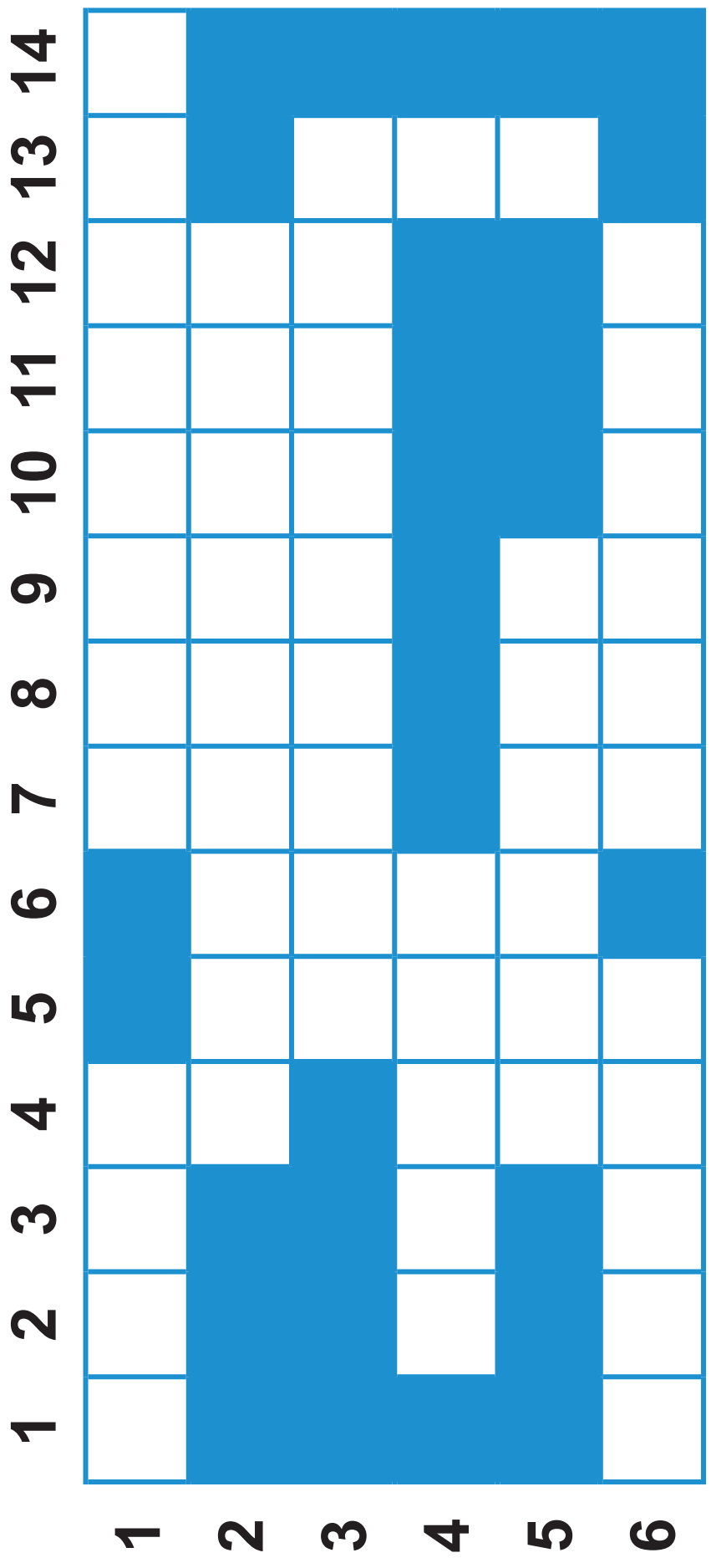
.....

.....

.....

.....





## ACROSS

**1a. magazines**

**1b. plates, cups and glasses**

**2. a short trip for pleasure**

**3. two weeks**

**4. friends**

**5. a friend you send e-mails to**

**6a. television**

**6b. you put your head on it when  
you sleep**

## DOWN

**6. warm and comfortable**

**13. water comes out of it**

# Dictionary Work

**4** Put the words in alphabetical order.



<b>1. notice board</b>	..... .....
<b>2. delicious</b>	..... .....
<b>3. ticket</b>	..... .....
<b>4. portrait</b>	..... .....
<b>5. pencil</b>	..... .....



**6. interesting**

.....  
.....

**7. information**

.....  
.....

**8. guitar**

.....  
.....

**9. gum**

.....  
.....

## Collocations

**1** Choose the right word to fill in the gaps.



**Task 35 - p. 169 - 170 / 131**

organise   travels   diary  
surprise   dictionary   practise  
subtitles   tablecloth

1. I often use an English-English ..... when I want to find the meaning of a word.
2. My dad is a pilot. He ..... abroad at least once a week.
3. My sister often watches her favourite DVD without .....

**132 / 62**

4. Molly keeps a ..... in English so that her mum can't read her secrets.

5. I ..... my English with tourists in summer.

6. Can you put the ..... over the table? Dinner's ready.

7. Let's ..... a ..... party for John!



## Grammar Link

### Present Simple vs. Present Continuous

**6** Write questions and answers.



e.g. Martin /eat a hamburger/now?  
**a yoghurt**

**Is Martin eating a hamburger now?  
No, he isn't. He's eating a yoghurt.**



**1. you / play board games/ in Greek?**  
**in English**

.....  
.....  
.....

**2. Anna/ get up at 7.00/ every morning?**  
**at 7.30**

.....  
.....  
.....

**3. Daniel/ play computer games/ at the moment?**  
**Game Boy**

.....  
.....  
.....

4. the café /open/ at weekends?  
**only on weekdays**

.....  
.....  
.....

5. Andy/swim/in the pool/now?  
**in the sea**

.....  
.....  
.....

**7** Use the following verbs in Present Simple or Present Continuous to complete the sentences 1-8.



**Task 36 - p. 171 - 172 / 132**

like

write

wear

drink


have

climb

use

check

e.g. **I'm having lunch at a restaurant with my family at the moment.**



1. My parents often .....  
..... coffee in the  
afternoon.

2. We ..... a high wall  
in this photo.

3. We always .....  
our seatbelts when we are in the  
car.

4. The instructor .....  
the rafts for tomorrow morning.

5. .... you .....  
risky sports?

6. They ..... not .....  
English-English dictionaries in  
their English lessons.

7. What is Mike doing? He .....  
..... a text message to Georgia.





## Writing

### Error Correction

8 Correct the mistakes in the sentences 1-5 and write them again.



1. Are you **intrested<sup>SP</sup>** in joining our basketball team?

.....

.....

.....

2. I like **very much<sup>WO</sup>** drawing.

.....

.....

.....

3. There **are<sup>GR</sup>** a school concert in two months.

.....

.....

.....

4. **Do you prepare<sup>WT</sup>** a photo exhibition this year?

.....

.....

.....

5. They **do<sup>WW</sup>** swimming twice a week.

.....

.....

.....



**It's up to you!**

## **UNIT 4**

**23** Read the advertisements (a-c) and match them with the people (1-3). Underline key words which will help you find the correct answer.

**a.** Visit the city park. Kids can play on the grass and you can have a cup of coffee at our cozy café!

**b.**

**The new shopping centre has just opened! You can find anything here, from clothes and shoes to toys and computers!**

**c.**

**SPECIAL PERFORMANCE  
TONIGHT FOR OUR YOUNG  
FRIENDS**

**Buy two tickets and get one free!**

1. ....

2. ....

3. ....



**Adam is 13. He likes singing and dancing with his friends. They want to go out together but they can't go to very expensive places.**



**The Robertsons have two young children. They want to have a quiet afternoon in the sun.**



**It's Christmas Eve and Jenny and her mum want to buy some more presents for their friends and relatives.**



**24 Complete the sentences with the right word.**

**e.g. Mark works at the zoo without getting any money.**

**He is a **v o l u n t e e r** .**

**1. The green footprint t \_ \_ \_ \_ takes you to the centre of the zoo.**

**2. If you lose your b \_ \_ , ask for it in the Lost Property Office.**

**3. I am waiting for you at the zoo e \_ \_ \_ \_ \_ .**

**4. The children are playing in the p \_ \_ \_ \_ \_ .**

**5. Let's look at the map and f \_ \_ \_ our way around.**

**25** Look at task 7 and complete the if-sentences.

e.g. If you **don't have** (not have) enough money, you **can pay** (pay) by credit card.

**OR** If you **don't have** (not have) enough money, **pay** (pay) by credit card.

1. If you \_\_\_\_\_ (want) to make a call, you \_\_\_\_\_ (find) a phone box.

**OR** .....  
.....  
.....

2. If you \_\_\_\_\_ (like)  
animals, you \_\_\_\_\_  
(become) a vet.

OR .....  
.....  
.....

3. If you \_\_\_\_\_ (enjoy)  
learning new things, you  
\_\_\_\_\_ (search) the  
Internet.

OR .....  
.....  
.....

4. If you \_\_\_\_\_ (visit)  
the zoo, you \_\_\_\_\_  
(not/feed) the animals.

OR .....  
.....  
.....

5. If you \_\_\_\_\_ (see)  
a sick animal, you  
\_\_\_\_\_ (call) the vet.

OR .....  
.....  
.....

## 26 Choose the correct answer

e.g. Polar bears can hide in the  
snow.

- 1. Chimpanzees can u \_ \_ sign language.**
- 2. These animals can s \_ \_ \_ \_ their food in the water from very far away.**
- 3. People kill elephants so elephants are in d \_ \_ \_ \_ \_.**
- 4. Brown bears w \_ \_ \_ \_ more than 600 kilos.**
- 5. Bears h \_ \_ \_ \_ \_ \_ \_ \_ till March.**
- 6. Wolves usually hunt in a family p \_ \_ \_ \_.**
- 7. The timber wolf can go w \_ \_ \_ \_ \_ \_ food for a long time.**

## 27 Complete the sentences.

1. I've got some extra pocket money. Let's go \_ \_ a shopping spree.
2. Take these old newspapers to the recycling \_ \_ \_.
3. You can \_ \_ \_ \_ water if you turn the tap off.
4. Many people \_ \_ \_ \_ \_ trees to build new houses.
5. Don't \_ \_ \_ \_ \_ away old books.
6. Let's \_ \_ \_ \_ \_ endangered animals.

## UNIT 5

**28** Match the school club signs with the pictures. Then go back to page 74 - 78 / 50 - 51, read the notes and underline the key words. Can you match them with the school clubs now?



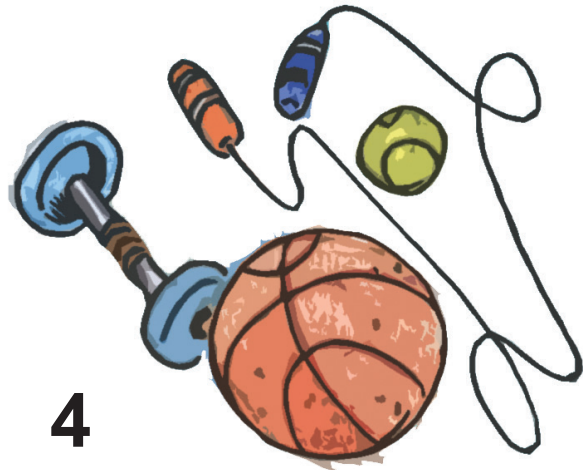
1



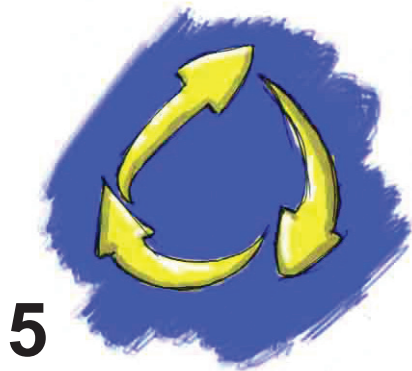
2



3




4



5





**29** Choose the correct verb from the box and complete the sentences using Present Continuous.

study      cook      go  
not/wear      play      write      sit

e.g. Listen! Paul **is playing** the drums.

1. My dad ..... an e-mail at the moment.
2. The children .....  
Don't make noise.
3. .... you .....  
shopping? No, I'm not.

4. Where's mum? She.....  
in the kitchen.

5. I ..... a red T-shirt  
at the moment.

6. .... your teacher .....  
on her chair?



**30** Read this advertisement and find:

**2 meals and the times they are served:** .....

.....

**2 evening sport activities:** .....

.....

.....

.....

**5 countries:** .....

.....

.....

.....

.....

.....

**an address on the Internet** .....

.....

## EXTREME SPORTS CAMP

**7:30 - WAKE-UP**

**8:00 - BREAKFAST**

**9:00 - MORNING SPORT  
ACTIVITIES**

**12:00 - LUNCH**

**1:00 - FREE ACTIVITIES**

**6:00 - DINNER**

**7:00 - EVENING SPORT  
ACTIVITIES**

**9:00 - BACK TO THE CAMP**

**9:30 - LIGHTS OUT**

**Both the Extreme and California Soccer camps take part in the Evening Activities: Ice Skating, Ropes Course, Mini-Golf, Ultimate Rush Giant Swing**



**More than just a summer camp,  
it's a cultural experience**

**160 / 129**

**Our campers come from all over the world for fun and to improve their English... so watch your language! (France, Italy, Greece, England, Russia, Indonesia, China, Taiwan, Japan, Brazil, Costa Rica, Turkey, and South Africa are just some of the countries kids come from) Think of the great pen pals you can meet from all over the planet!**

**Visit our site at  
<http://www.800procamp.com>  
and find out about all the sports we offer!**

**adapted from  
[www.800procamp.com](http://www.800procamp.com)**

**31** Choose the correct sport or activity.



- 1** skateboarding  
archery  
rollerblading



- 2** fishing  
abseiling  
bungee jumping



- 3** surfing  
fishing  
climbing



- 4** fishing  
bungee jumping  
surfing





**5** archery  
abseiling  
rollerblading



**6** abseiling  
archery  
fishing



**7** bungee  
jumping  
skateboarding  
fishing



**8** archery  
climbing  
fishing

**32** Choose the correct verb form to complete the sentences.

e.g. My parents ..... dangerous sports.

a. aren't liking

**b. don't like**

c. doesn't like

1. Magda ..... at a concert right now.

a. is singing

b. sing

c. sings

2. .... your dad ..... fishing at weekends?

a. Does...go

b. Is ... going

c. Do ... goes

**3. The Campus instructors always  
..... beginners.**

- a. are helping**
- b. helps**
- c. help**

**4. Look at Tom and Mary! They  
..... their seatbelt.  
That's dangerous.**

- a. are not wearing**
- b. wear**
- c. don't wear**

**5. What are you doing here?  
I ..... for Sarah.**

- a. wait**
- b. am waiting**
- c. waits**

6. .... you ..... judo on Mondays?

- a. Do... do
- b. Are ... doing
- c. Does ... do

**33** Choose the correct verb from the box to complete the sentences. There are two extra verbs you don't need to use. Use the correct form of Present Simple or Present Continuous.

not wear	swim	do
<del>not like</del>	help	climb
wait	sing	go

e.g. My parents **don't like** dangerous sports.

166 / 130 - 131

1. Magda .....  
at a concert right now.

2. .... your dad .....  
fishing at weekends?

3. The Campus instructors always  
..... beginners.

4. Look at Tom and Mary!  
They ..... their  
seatbelt. That's dangerous.

5. What are you doing here?  
I ..... for Sarah.

6. .... you .....  
judo on Mondays?

**34** Look at the sentences and match them with the questions.

e.g. Hilary usually wears blue jeans at school. ....**f**.....

1. The teacher is writing on the board. ....

2. Cliff is singing a rap song. ....

3. Mum is shouting because she is angry. ....

4. Tom sends text messages during the lessons. ....

5. Emma wants to get off the raft. ....

- a. Why is mum shouting?
- b. Who is singing a rap song?
- c. Where is the teacher writing?
- d. What does Emma want?
- e. When does Tom send text messages?
- f. What does Hilary usually wear at school?



**35**

**Complete the sentences.**

1. I often use an English-English dictionary when I want to find the meaning of a word.

**169 / 131**

2. My dad is a pilot. He t \_ \_ \_ \_ \_ s  
abroad at least once a week.

3. My sister often watches her  
favourite DVD without  
s \_ \_ \_ \_ \_ s.

4. Molly keeps a d \_ \_ \_ y in English  
so that her mum can't read her  
secrets.

5. I p \_ \_ \_ \_ \_ e my English with  
tourists in summer.


6. Can you put the t \_ \_ \_ \_ \_ \_ \_ \_ h  
over the table? Dinner's ready.

7. Let's o \_ \_ \_ \_ \_ e a s \_ \_ \_ \_ \_ e  
party for John!



36

Choose the correct form of the verbs to complete the sentences.



I **am having**/have lunch at a restaurant with my family at the moment.

1. My parents often **drink/are drinking** coffee in the afternoon.

2. We **climb/are climbing** a high wall in this photo.

3. We always **wear/wears** our seatbelts when we are in the car.
4. The instructor **checks/is checking** the rafts for tomorrow morning.
5. **Do/Does** you **like/likes** risky sports?
6. They **do/are** not **using/use** English-English dictionaries in their English lessons.
7. What is Mike doing? He is **writing/writes** a text message to Georgia.



# **\*ΠΗΓΕΣ ΚΕΙΜΕΝΩΝ & ΕΙΚΟΝΩΝ ΠΟΥ ΧΡΗΣΙΜΟΠΟΙΗΘΗΚΑΝ ΓΙΑ:**

**Αγγλικά Α΄ Γυμνασίου - Επίπεδο  
Αρχαρίων - Βιβλίο Μαθητή**

## **ΚΕΙΜΕΝΑ**

### **UNIT 4**

- **σελίδα 49 - 50 / 45, Global Warming, κείμενο βασισμένο στο <http://www.epa.gov/globalwarming/kids/difference.html>**

### **UNIT 5**

- **σελ 99 - 101 / 55, Extreme Sports Camp, κείμενο βασισμένο στο [www.800procamp.com](http://www.800procamp.com)**

# ΦΩΤΟΓΡΑΦΙΕΣ

## UNIT 4

- Φωτογραφία τигράκια, σελίδα 27 / 40,  
<http://www.dnr.state.wi.us/org/caer/ce/EEK/critter/mammal/wolves.htm>
- Φωτογραφία καρχαρία, σελίδα 27 / 40, Microsoft Word, Clipart

## UNIT 5

- Ευρωπαϊκό Portfolio Γλωσσών, σελίδα 70 / 49  
[http://www.pi-schools.gr/lessons/french/portfolio\\_gymnasiou.pdf](http://www.pi-schools.gr/lessons/french/portfolio_gymnasiou.pdf)
- Φωτογραφίες σελίδα 94 - 95 / 54 από αρχείο Λεοντείου Λυκείου
- Φωτογραφία Αττικό Ζωολογικό Πάρκο, σελίδα 66 από φυλλάδιο του Αττικού Ζωολογικού Πάρκου

# Contents Think TEEN!

## UNIT 4

**Ecofriendly!** ..... 5

### LESSON 1

**Let's go to the zoo!** ..... 6

### READING

- advertisements of places
- signs and notices

### VOCABULARY LINK

- zoo
- collocations

### GRAMMAR LINK

- imperative
- if-sentences

### WRITING

- a paragraph about what a friend can do in his/her free time

## LESSON 2

In the wild! ..... 26

### READING

- descriptions of animals from a zoo guide book

### VOCABULARY LINK

- animals, their food & habitats
- collocations

### GRAMMAR LINK

- can/can't

### WRITING

- an article about your favourite animal

## **LESSON 3**

**Let's go green! ..... 48**

### **READING**

- an article on global warming

### **VOCABULARY LINK**

- environment
- collocations

### **GRAMMAR LINK**

- must/mustn't

### **WRITING**

- an e-mail with advice about the protection of the environment



# UNIT 5

**Teens in action!** ..... 70

## LESSON 1

**It's on the notice board!** ..... 74

### READING

- students' notes

### VOCABULARY LINK

- school clubs
- collocations

### GRAMMAR LINK

- present continuous

### WRITING

- an e-mail about school clubs

## **LESSON 2**

# **A weekend away! ..... 98**

### **READING**

- an advertisement for a sports camp

### **VOCABULARY LINK**

- sports & activities
- collocations

### **GRAMMAR LINK**

- present continuous vs. present simple

### **WRITING**

- an advertisement for a summer camp

## LESSON 3

In my free time I learn English!

(Review) ..... 122

### READING

- a quiz about learning styles

### VOCABULARY LINK

- collocations

### GRAMMAR LINK

- present continuous vs. present simple

### WRITING

- error correction

**Appendix, It's up to you!**

**UNIT 4** ..... 142

**UNIT 5** ..... 153

**Βάσει του ν. 3966/2011 τα διδακτικά βιβλία του Δημοτικού, του Γυμνασίου, του Λυκείου, των ΕΠΑ.Λ. και των ΕΠΑ.Σ. τυπώνονται από το ΙΤΥΕ - ΔΙΟΦΑΝΤΟΣ και διανέμονται δωρεάν στα Δημόσια Σχολεία. Τα βιβλία μπορεί να διατίθενται προς πώληση, όταν φέρουν στη δεξιά κάτω γωνία του εμπροσθόφυλλου ένδειξη «ΔΙΑΤΙΘΕΤΑΙ ΜΕ ΤΙΜΗ ΠΩΛΗΣΗΣ». Κάθε αντίτυπο που διατίθεται προς πώληση και δεν φέρει την παραπάνω ένδειξη θεωρείται κλεψίτυπο και ο παραβάτης διώκεται σύμφωνα με τις διατάξεις του άρθρου 7 του νόμου 1129 της 15/21 Μαρτίου 1946 (ΦΕΚ 1946,108, Α').**

**Απαγορεύεται η αναπαραγωγή οποιουδήποτε τμήματος αυτού του βιβλίου, που καλύπτεται από δικαιώματα (copyright), ή η χρήση του σε οποιαδήποτε μορφή, χωρίς τη γραπτή άδεια του Υπουργείου Παιδείας, Έρευνας και Θρησκευμάτων / ΙΤΥΕ - ΔΙΟΦΑΝΤΟΣ.**