

# Think Teen!

1st Grade of Junior High School

WORKBOOK

Προχωρημένοι

Τόμος 3

# ΣΤΟΙΧΕΙΑ ΑΡΧΙΚΗΣ ΕΚΔΟΣΗΣ

## ΣΥΓΓΡΑΦΕΙΣ

Ευαγγελία Καραγιάννη, Εκπαιδευτικός  
Βασιλική Κουή, Εκπαιδευτικός  
Αικατερίνη Νικολάκη, Εκπαιδευτικός

## ΚΡΙΤΕΣ - ΑΞΙΟΛΟΓΗΤΕΣ

Ελένη Μπιντάκα, Σχολικός Σύμβουλος  
Μαρία Μπαστάκη, Εκπαιδευτικός  
Ευαγγελία Γεωργούλη, Εκπαιδευτικός

## ΕΙΚΟΝΟΓΡΑΦΗΣΗ

Βασίλειος Λόγιος,  
Σκιτσογράφος-Εικονογράφος

**ΦΙΛΟΛΟΓΙΚΗ ΕΠΙΜΕΛΕΙΑ**  
**Χρυσούλα Κανελλοπούλου,**  
**Εκπαιδευτικός**

**ΥΠΕΥΘΥΝΟΣ ΤΟΥ ΜΑΘΗΜΑΤΟΣ**  
**ΚΑΙ ΤΟΥ ΥΠΟΕΡΓΟΥ ΚΑΤΑ ΤΗ**  
**ΣΥΓΓΡΑΦΗ**

**Ιωσήφ Ε. Χρυσόχοος, Πάρεδρος**  
**ε.θ. του Παιδαγωγικού Ινστιτούτου**

**ΠΡΟΕΚΤΥΠΩΤΙΚΕΣ ΕΡΓΑΣΙΕΣ**  
**Αφοί Ν. Παππά & Σία Α.Ε.Β.Ε.**

**Γ' Κ.Π.Σ. / ΕΠΕΑΕΚ ΙΙ Ενέργεια  
2.2.1 / Κατηγορία Πράξεων 2.2.1.α:  
«Αναμόρφωση των προγραμμά-  
των σπουδών και συγγραφή νέων  
εκπαιδευτικών πακέτων»**

**ΠΑΙΔΑΓΩΓΙΚΟ ΙΝΣΤΙΤΟΥΤΟ  
Δημήτριος Γ. Βλάχος  
Ομότιμος Καθηγητής Α.Π.Θ.  
Πρόεδρος του Παιδαγωγικού  
Ινστιτούτου**

**Πράξη με τίτλο:**

**«Συγγραφή νέων βιβλίων και πα-  
ραγωγή υποστηρικτικού εκπαιδευ-  
τικού υλικού με βάση το ΔΕΠΠΣ  
και τα ΑΠΣ για το Γυμνάσιο»**

**Επιστημονικοί Υπεύθυνοι Έργου**  
**Αντώνιος Σ. Μπομπέτσης**

Σύμβουλος του Παιδαγωγικού  
Ινστιτούτου

**Γεώργιος Κ. Παληός**

Σύμβουλος του Παιδαγωγικού  
Ινστιτούτου

**Αναπληρωτές Επιστημονικοί**  
**Υπεύθυνοι Έργου**

**Ιγνάτιος Ε. Χατζηευστρατίου**

Μόνιμος Πάρεδρος του  
Παιδαγωγικού Ινστιτούτου

**Γεώργιος Χαρ. Πολύζος**

Πάρεδρος ε.θ. του Παιδαγωγικού  
Ινστιτούτου

Έργο συγχρηματοδοτούμενο 75%  
από το Ευρωπαϊκό Κοινωνικό Τα-  
μείο και 25% από εθνικούς πόρους.

## ΣΤΟΙΧΕΙΑ ΕΠΑΝΕΚΔΟΣΗΣ

Η επανέκδοση του παρόντος βιβλίου πραγματοποιήθηκε από το Ινστιτούτο Τεχνολογίας Υπολογιστών & Εκδόσεων «Διόφαντος» μέσω ψηφιακής μακέτας, η οποία δημιουργήθηκε με χρηματοδότηση από το ΕΣΠΑ / ΕΠ «Εκπαίδευση & Διά Βίου Μάθηση» / Πράξη «Στηρίζω»



Ευρωπαϊκή Ένωση  
Ευρωπαϊκό Κοινωνικό Ταμείο



ΕΠΙΧΕΙΡΗΣΙΑΚΟ ΠΡΟΓΡΑΜΜΑ  
ΕΚΠΑΙΔΕΥΣΗ ΚΑΙ ΔΙΑ ΒΙΟΥ ΜΑΘΗΣΗ  
Επένδυση στην κοινωνία της γνώσης

ΥΠΟΥΡΓΕΙΟ ΠΑΙΔΕΙΑΣ & ΘΡΗΣΚΕΥΜΑΤΩΝ, ΠΟΛΙΤΙΣΜΟΥ & ΑΘΛΗΤΙΣΜΟΥ  
ΕΙΔΙΚΗ ΥΠΗΡΕΣΙΑ ΔΙΑΧΕΙΡΙΣΗΣ

Με τη συγχρηματοδότηση της Ελλάδας και της Ευρωπαϊκής Ένωσης



ΕΣΠΑ  
2007-2013  
Πρόγραμμα για τη γνώση  
ΕΥΡΩΠΑΪΚΟ ΚΟΙΝΩΝΙΚΟ ΤΑΜΕΙΟ

Οι διορθώσεις πραγματοποιήθηκαν κατόπιν έγκρισης του Δ.Σ. του Ινστιτούτου Εκπαιδευτικής Πολιτικής

**Η αξιολόγηση, η κρίση των προσαρμογών και η επιστημονική επιμέλεια του προσαρμοσμένου βιβλίου πραγματοποιείται από τη Μονάδα Ειδικής Αγωγής του Ινστιτούτου Εκπαιδευτικής Πολιτικής.**

**Η προσαρμογή του βιβλίου για μαθητές με μειωμένη όραση από το ΙΤΥΕ – ΔΙΟΦΑΝΤΟΣ πραγματοποιείται με βάση τις προδιαγραφές που έχουν αναπτυχθεί από ειδικούς εμπειρογνώμονες για το ΙΕΠ.**

**ΠΡΟΣΑΡΜΟΓΗ ΤΟΥ ΒΙΒΛΙΟΥ  
ΓΙΑ ΜΑΘΗΤΕΣ  
ΜΕ ΜΕΙΩΜΕΝΗ ΟΡΑΣΗ**

---

**ΙΤΥΕ - ΔΙΟΦΑΝΤΟΣ**





**ΥΠΟΥΡΓΕΙΟ ΠΑΙΔΕΙΑΣ,  
ΕΡΕΥΝΑΣ ΚΑΙ ΘΡΗΣΚΕΥΜΑΤΩΝ  
ΙΝΣΤΙΤΟΥΤΟ ΕΚΠΑΙΔΕΥΤΙΚΗΣ  
ΠΟΛΙΤΙΚΗΣ**

**Ε. Καραγιάννη Β. Κουή  
Α. Νικολάκη**

**ΑΝΑΔΟΧΟΣ ΣΥΓΓΡΑΦΗΣ** **Ελληνικά  
Γράμματα**

**Η συγγραφή και η επιστημονική επι-  
μέλεια του βιβλίου πραγματοποιήθη-  
κε υπό την αιγίδα του Παιδαγωγικού  
Ινστιτούτου**

**1st Grade of Junior High School  
Workbook**

**Προχωρημένοι**

**ΙΤΥΕ- «ΔΙΟΦΑΝΤΟΣ»**





# Unit 5

Times  
change!

**LESSON 1:** Fancy ancient history?

**LESSON 2:** A nation in brief!

**LESSON 3:** From generation to  
generation!

**In Unit 5 you will...**

## **READ**

- an article about the Indus civilisation
- a webpage about superstitions around the world
- an extract from a TV guide

## Lesson 1

---

### **PRACTISE VOCABULARY RELATED TO**

- history
- numbers
- types of TV programmes

### **PRACTISE THE USE OF**

- relative clauses (who / which / where)
- gerund
- Past Simple / used to
- prepositions

### **WRITE**


- a telephone message
- an article about Greek superstitions
- a paragraph about good ways to learn English



## Reading

**Task 31 - p. 126-129 / 146-7**

### **The mysterious Indus civilisation**

**1**  **Read the article about the Indus quickly and match the headings (A-F) with each paragraph (1-5). There is an extra heading you don't need to use.**

**A. Fashion**

**B. About two cities**

**C. Homes**

**D. The end of nation**

**E. Sports and Entertainment**

**F. Jobs**

# Lesson 1

---

## **The mysterious Indus civilisation**

**We know very little about this civilisation, but what we know is amazing! Over 4,000 years ago, in the Indus Valley, people built huge cities, with straight streets, and brick homes with private baths! Kids played with toys and women wore lipstick!**

1. ....  
.....

**How do we know this information about the Indus? In 1922, archaeologists found the remains of two ancient cities, Harappa and Mohenjo-Daro. The civilisation is called the Indus Valley Civilisation (or sometimes, the Harappan civilisation). It existed from about**

**3000 BC to about 1500 BC, about the same time as the Egyptian and Sumerian civilisations.**

**2. ....**  
**.....**

**The houses were one or two storeys high made of brick, with flat roofs, and were all the same. Each house was built around a yard. There were no windows on the outside walls, only on the inside. Each home had its own private bathroom!**

**3. ....**  
**.....**

**People were very good farmers. They grew peas, melons, wheat, and dates. They raised sheep, pigs**

## Lesson 1

---

and zebus (a kind of cow). Each town had a large central building where they kept crops for all in the town to enjoy. They also caught fish in the river with fish hooks! The people used camels, oxen and elephants to travel over land. They had carts with wooden wheels. They also had ships to sail around the Arabian Sea.

4. ....  
.....

Men and women dressed in colourful robes. Women wore jewellery of gold and precious stones!

5. ....  
.....

They had a written language but we cannot understand it. The ancient



**Indus civilisation mysteriously disappeared around 1500 BC. No one knows what happened to these people, or where they went.**

**based on information from:  
<http://members.aol.com/donnclass/Indialife.html>,  
<http://www.historyforkids.org/index.htm>**

# Lesson 1

**2** Read the text again and complete the notes.



The Indus Civilisation	from ..... BC to ..... BC
Names of two ancient cities	
characteristics of the houses	.... storeys, ..... roof, .... windows
jobs	
men and women's clothes	
women's accessories	

# Fancy ancient history?

---

# Lesson 1



## Vocabulary Link

### Task 32 - p. 130-132/147

- 3 Write the words from the box under the pictures 1-8.  
★

crops / beard / statue / mummy /  
amphitheatre / helmet / temple /  
hunting



1. ....



2. ....

# Fancy ancient history?



3. ....



4. ....



5. ....



6. ....



7. ....



8. ....

## Collocations



**Choose the right word to complete the sentences.**

### Task 33 - p. 133-134/147-8

1. The main ..... in Greece are olives, cotton, tobacco and grapes.  
a. languages    b. crops    c. trade
2. Have you ever visited the ancient..... of Poseidon at Sounio?  
a. temple    b. wall    c. mummy
3. Let's visit the local museum and see the marble ..... of Apollo.  
a. mummy    b. statue    c. gladiator

4. Rameses II ..... Egypt for sixty-seven years.  
a. traded      b. studied      c. ruled
5. The murmillio gladiators wore bronze ..... which protected their face and neck.  
a. helmets      b. beards      c. statues
6. E-mails are a fast and cheap way to ..... with your friends.  
a. communicate      b. trade      c. rule
7. Our teacher has decided to grow a ..... and a moustache.  
a. crop      b. hair      c. beard
8. There were two ..... languages in Roman Times, Latin and Greek.  
a. wild      b. official      c. ancient

# Lesson 1



## Grammar Link

### Relative Clauses - Who/Which/Where

- 5** Match the phrases 1-3 with a-c to complete the rules.
- ★

In relative clauses,

1. we use who .....

2. we use which .....

3. we use where .....



# Fancy ancient history?


---

- a. to talk about things and animals.**
- b. to talk about places where something happens.**
- c. to talk about people.**

6




**Complete the sentences.  
Use who, which, where.**



**1. That's the hotel ..... we stayed during our holidays.**



**2. This is the teacher ..... teaches English at our school.**



**3. This is the helmet ..... the famous motorcyclist wore during the race.**

# Fancy ancient history?



4. This is the kiosk .....  
we buy our favourite magazines.



5. A gladiator is a person.....  
fights other men or animals.



6. That's the post office .....  
sells stamps.

# Lesson 1

**7** Complete the paragraph  
with **who**, **which**, **where**.



## Task 34 - p. 135/148



## Fancy ancient history?

My school, **1** .....  
is on a small hill in the north of our  
village, has about 100 students,  
**2** ..... live in  
the area. There is a big playground,  
**3** .....  
children play sports. There is also  
a small amphitheatre **4** .....  
we put on our school plays. My  
favourite teacher is Mr Vassiliou,  
**5** ..... teaches geography.  
My best friend doesn't like  
geography. She says she prefers  
maths, **6** ..... is more  
interesting.

# ΑΤΤΙΚΟ ΖΩΟΛΟΓΙΚΟ ΠΑΡΚΟ

## Attica Zoological Park

**OPEN ALL YEAR ROUND**

**from 9.00 am to sunset**

### **Admission**

**€11 for adults**

**€ 9 for children aged 3-12**

**Under 3: free**

**For groups over 25 people: € 9**

**Special prices for schools**

**Disabled: free**

There's a gift shop where you can buy souvenirs and a café where you can enjoy a drink or have a rest.

We organise children's parties, events and educational programmes for schools.

### **INFORMATION**

**Tel. 210 6634724**


**e-mail: [zoo@atticapark.gr](mailto:zoo@atticapark.gr)**





## Writing

### A recorded message

- 8**  Look at the brochure of the Attica Zoological Park and use the information to complete a recorded telephone message in English with information about the park. When you finish you can try to record it with your partner.

### Task 35 - p. 136-139/148

Thank you for calling the Attica Zoological **1** .....

The Park is open every **2** .....  
from **3** ..... to sunset.

The tickets are **4** .....  
for **5** ..... and  
**6** ..... for children

# Lesson 1

---

between 3-12. There are also special prices for **7** ..... and **8** ..... The disabled and children under 3 can visit the park for **9** .....

In the Park you can find a gift **10** ..... where you can buy **11** ..... and a **12** .....

For more information, you can call **13** ..... or send an e-mail at **14** .....  
.....





## Reading

### Superstitions around the world

- 1  Look through this webpage about superstitions around the world. How many countries are the superstitions from? .....

Yahoo! - Microsoft Internet Explorer provided by OTEnet

### Superstitions around the world

#### In Japan,

- the snake is an animal of God and people never kill snakes. Some people put a piece of snake skin in their wallets because this will help them become rich.
- number four is an unlucky

## Lesson 2

---

number because it is pronounced as the word 'death' in Japanese, so most people try to avoid it. Hospitals don't have a fourth floor and most hotels don't use number four for their rooms.

### **In Thailand,**

- number 6 can change things. Good luck can turn into bad luck because number 6 can be number 9 if you turn it upside down. So, if you get a number 6 on your examination ID card, you may get a low mark even though you have done well on your test.

### **In Brazil,**

- if you eat lentils on January 1st, you'll make good money during the year.

### **In China,**

- **red colour brings luck and happiness. During the Chinese New Year period, people decorate their house using red decorations. At weddings, they also wear red. The bride needs to wear red shoes, and the bridegroom also needs to wear something red, such as a red tie or a red handkerchief.**

### **In Turkey**

- **when you stand between two people whose names are the same, you should wish for something because your wish will come true**
- **if you drop food on your clothes while you're eating something, you'll have some guests that day.**

### **In Korea,**

- **students don't wash their hair on a day they have a test because they believe that when they wash their hair, water will wash their memories away, too. So, they won't be able to remember what they studied for the test.**

**adapted from:**

**[www.oldsuperstitions.com](http://www.oldsuperstitions.com)**

**<http://www.topics-mag.com/international/superstitions/page.htm>**

**2** Find one country that has  
☆☆ superstitions about:

1. animals .....

2. colours .....

3. food .....

4. luck at school .....

5. numbers .....

6. wishes .....



## Lesson 2

---

**4** Choose the right word to complete the sentences.  
★

Some people believe that...

1. snake skin can bring you good / bad luck.
2. number four is a(n) lucky / unlucky number.
3. you can be rich if you eat vegetables / lentils on New Year's Day.
4. water on your hair can bring you good / bad luck with a school test.
5. red is a(n) lucky / unlucky colour.

6. number **four/six** can change your test results.
7. your wish **will/will not** come true if you find yourself between two kids with the same name.
8. if you drop **water/food** on your clothes, you can expect visitors.

# Lesson 2



## Vocabulary Link

### Geography

- 4** Write the countries and the cities on the map of the United Kingdom.



**ENGLAND**

~~London~~

**WALES**

Edinburgh

**SCOTLAND**

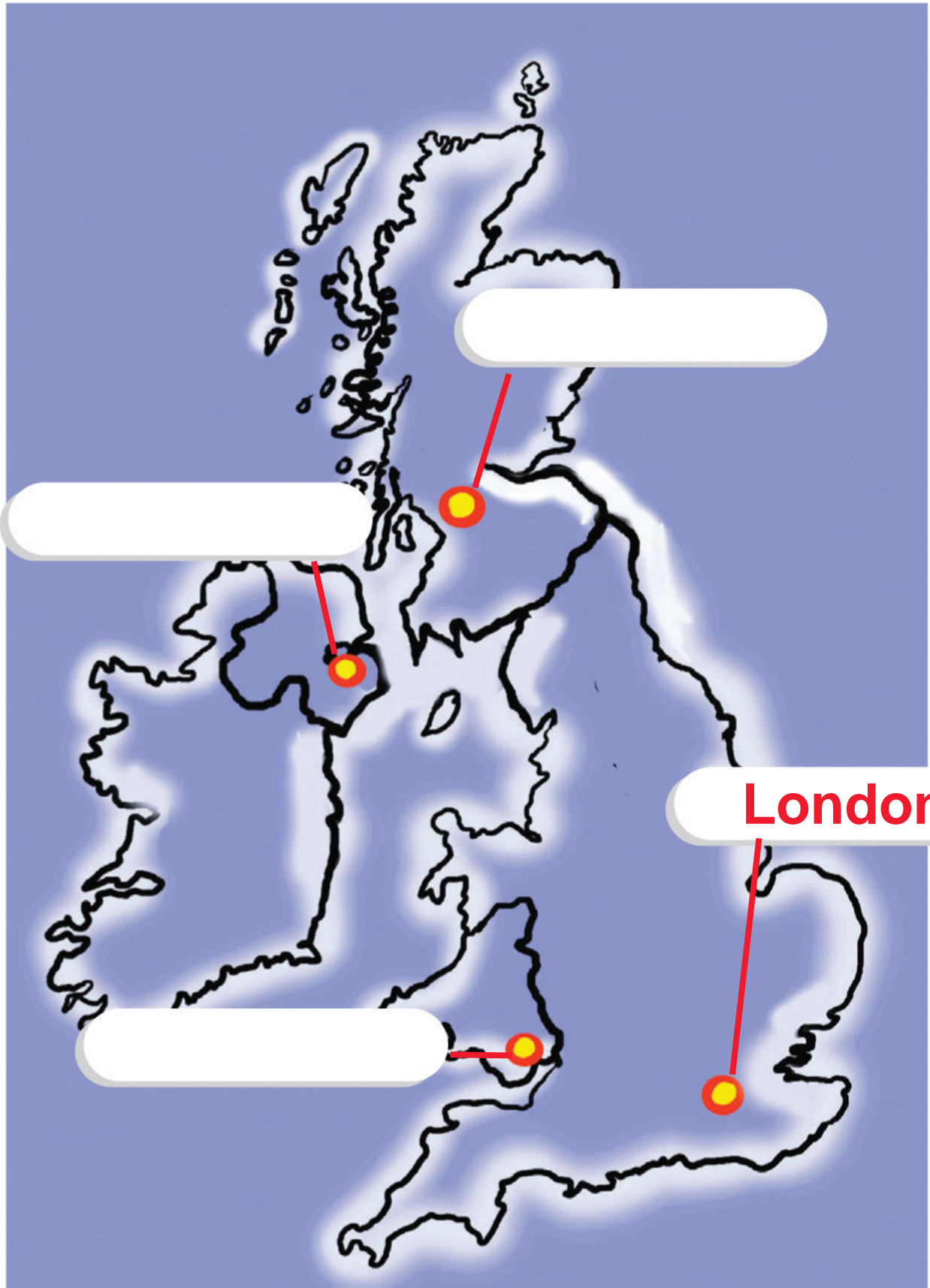
Cardiff

**NORTHERN IRELAND**

Belfast



# A nation in brief!



### Word groups

- 5** Write the following words in the correct group.



population / cultural centre /  
football / musicals / official  
language / attend school / island /  
home-based activities / tennis  
tournament / 500km wide / core  
subjects / Open Golf Tournament /  
theatre / gardening / visiting  
relatives / comedies / Grand  
National / private schools /  
do-it-yourself activities / National  
Curriculum

1	2	3	4	5

1. GEOGRAPHY
2. LEISURE ACTIVITIES
3. THE ARTS
4. EDUCATION
5. SPORTS

## Numbers

**6** Match the numbers in the phrases with the words.



- |                     |  |
|---------------------|--|
| 63% of the students | a. two thousand and eight                          |
| 600 km              | b. sixty-three per cent                            |
| 16.7 cm             | c. two million, seven thousand and sixteen         |
| 16,789 m            | d. six hundred                                     |
| € 2,008             | e. sixteen point seven                             |
| 2,007,016 people    | f. sixteen thousand, seven hundred and eighty-nine |

**7** Write the numbers in words.



**Task 36 - p. 140/149**

a. 9.86 m : .....

.....

b. 3,568,900 people : .....

.....

c. 50% discount : .....

.....

d. 809 students : .....

.....

e. 18,065 e-mails : .....

.....

f. 19, 034,652 viewers : .....

.....

## Lesson 2



### Grammar Link

## Gerund

- 8** Complete the sentences with the gerund of the verbs in brackets.



### Task 37 - p. 141-142/149

1. Danny likes .....  
(play) computer games.
2. My best friend enjoys .....  
..... (listen) to music.
3. .... (visit)  
relatives is usually very boring.
4. .... (go) out  
with friends is the most popular  
pastime in Greece.

5. Savas is very good at .....  
(repair) bikes.
6. I prefer .....  
(download) songs from the  
Internet to .....  
(tidy) my room.
7. What about ..... (swim)  
in the pool in the afternoon?
8. Many people believe that .....  
..... (open) an  
umbrella in the house can bring  
bad luck.



## Lesson 2

---

**9** **Complete the sentences about yourself using the gerund. Then compare your answers with your partner's.**

**1. My favourite pastime is .....**  
.....

**2. I enjoy ..... at weekends.**

**3. I'm good at .....  
but I'm not so good at .....**  
.....

**4. I'm interested in .....**  
.....

**5. ....  
is the most boring activity.**





**Writing**

**An article about superstitions**

**10** Are the Greeks superstitious?



**Collect information from books, the Internet and/or ask your parents and grandparents. Then write a short article for your school newspaper.**

**TEEN newspaper**

**ARE THE GREEKS  
SUPERSTITIOUS?**

People in Greece are .....

.....

.....

.....

.....

# Lesson 2

---

First, they believe that .....

.....

.....

.....

.....

.....

.....

.....

.....

.....

Second, they think that .....

.....

.....

.....

.....

.....

.....

.....

.....

.....

.....

Finally, they .....

.....

.....

.....

.....

.....


.....

.....

.....



# Lesson 3



## Reading

### TV Guide

- 1** You are in England and you would like to watch some TV. Have a look at this page of a TV guide and take notes on three programmes you would like to watch. Then compare your notes with your partner's. Have you chosen the same programmes?



TIME	CHANNEL	PROGRAMME

**BBC 1**

**5.00 pm Final Score**

**5.30 pm Pink Panther**

**7.00 pm Match of the day**

**7.45 pm BBC News & Weather**

**SPORTS****Final Score**

**Ray Stubbs gives all the results and reports from the Premiership, as well as a round-up of the stories in the FA Cup and Scotland.**

**FILM****The Pink Panther**

**Peter Sellers as Inspector Clouseau tries to stop the theft of a precious diamond known as the Pink Panther.**

**SPORTS**

**Holland vs. England**

**Gary Lineker presents England's**

## Lesson 3

---

**friendly match against Holland live from the Amsterdam Arena.**

---

### **BBC 2**

**4.30 pm Ready Steady Cook**

**5.15 pm Sudo-Q**

**6.30 pm Baby Animals and Animals with shells**

**7.00 pm What the ancients did for us**

**7.45 pm the Weakest Link**

### **COOKERY**

#### **Ready Steady Cook**

**Talented chefs work against the clock and make delicious dishes in 20 minutes.**

### **GAME SHOW**

#### **Sudo-Q**

**Three teams compete to see who will become today's Sudo-Q champion.**

## **DOCUMENTARY**

### **The Greeks**

**We examine the inventions of ancient civilisations. Adam Hart-Davis tests some of the greatest inventions from the world of ancient Greece and shows us the lasting effect the Greeks have had on today's technology.**

## **DOCUMENTARY**

### **Baby Animals and Animals with Shells**

**A look at the planet we live on.**

## **GAME SHOW**

### **The Weakest Link**

**Anne Robinson hosts this general knowledge quiz.**

## Lesson 3

---

### **ITV1 LONDON**

**5.00 pm Emmerdale**

**5.30 pm Geography**

**6.30 pm ITV News & Weather**

**7.00 pm Heartbeat**

**7.30 pm George Michael, I'm your man**

### **SOAP**

#### **Emmerdale**

**Edna discovers that Tom's in love with Rosemary. Donna and Marlon decide to build their future together. Turner cries for Shelly and his destroyed family.**

### **EDUCATION**

#### **Geography**

#### **Mountains and Coasts: Life on the Coast**

**A look at how Brighton's coast has changed to attract tourists.**



## **DRAMA**

### **Heartbeat**

### **Intelligence Matters**


The Police are after a Russian spy. Peggy thinks she has found evidence of a murder and asks David to help her find the truth.

## **MUSIC AND ART**

### **George Michael, I'm your man**

Melvyn Bragg interviews George Michael in a South Bank Show special. George discusses his career, his life and work.

adopted from: [www.radiotimes.com](http://www.radiotimes.com)

- 2**  **The Browns are all at home on Friday and they would like to watch TV. Help them decide which programmes to watch at 5.00, 6.30 and 7.45 pm. Is there a programme all the family can watch together?**

**Task 38 - p. 143-150 / 150-1**

### Tip!

- Read their preferences.
- Look at the TV Guide and find a programme for each one of them so that they can all watch something at 5.00, 6.30 and 7.45 pm.
- Take notes on the TV Guide.

# From generation to generation!



**There are two TV sets at their home.**

**Mr Brown likes watching the news, sports and general knowledge quizzes.**

**Mrs Brown likes watching cookery programmes, soap operas, dramas, game shows and the news.**

## Lesson 3

**Mary, the 13-year-old daughter of the family, prefers watching music programmes, documentaries, game shows, dramas and her favourite soap, Emmerdale. She never misses it.**

**Jack, the 11-year-old son of the family, loves football, films, geography and documentaries about animals.**

	<b>TV programme</b>	<b>channel</b>	<b>names</b>
<b>5.00</b>	<b>Sports</b>	<b>BBC1</b>	<b>Mr Brown &amp; Jack</b>
<b>6.30</b>			
<b>7.45</b>			

# From generation to generation!

---

# Lesson 3




## Vocabulary Link

### TV programmes

- 3 Write the type of TV programme the each TV screen (1-9) shows.  
★


### Task 39 - p. 152-153/151

soap / police / drama / cartoon /  
chat show / documentary / music  
programme / sports programme /  
the news / commercials




1. ....

2. ....




**TALK  
SHOW**




3. ....

4. ....




**CHROMO  
CLEANER**



5. ....

6. ....



7. ....



8. ....

**SPORTS  
NEWS!**



9. ....

## Lesson 3

**4**  Your English speaking friend is visiting Greece and wants to watch some TV. Match the Greek programmes (1-8) with the types of programmes (a-h) to tell your friend what is on.

1. Κεντρικό δελτίο ειδήσεων

2. Γουίνι, το μικρό αρκουδάκι

3. Οι δυνάμεις της φύσης

4. Τόλμη και Γοητεία

5. Πρόσωπο με πρόσωπο

6. Οι ιστορίες του αστυνομίου Μπέκα

7. Αστέρια στο πεντάγραμμα

8. Η κερκίδα του Σαββάτου



# From generation to generation!

---

.....	<b>a. soap</b>
.....	<b>b. police drama</b>
.....	<b>c. cartoon</b>
.....	<b>d. chat show</b>
.....	<b>e. documentary</b>
.....	<b>f. music programme</b>
.....	<b>g. sports programme</b>
.....	<b>h. the news</b>

## Lesson 3



### Grammar Link

#### Talking about past habits

#### Past Simple / Used to

**5** Choose a, b or c to complete the sentences.  
☆☆

1. My mum .....care of her brothers and sisters when she was at home.

- a. used to take      b. use to take  
c. was taking

2. Every summer we ..... go to bed late.

- a. use to      b. used to      c. used

3. Boys ..... playing  
pacman.

- a. use to love      b. loved  
c. used to

4. Did you use to talk to your friends  
on the phone? Yes, I .....

- a. did      b. used      c. use to

5. My grandparents .....  
vegetables in their garden.

- a. grow      b. growing      c. grew

# Lesson 3

---

**6** **Change the sentences using 'used to' or 'didn't use to'.**  


**1. When I was younger, I watched cartoons on TV.**

.....  
.....

**2. My brother didn't play computer games some years ago but now he does.**

.....  
.....

**3. We went to Santorini every summer.**

.....  
.....

**4. My parents studied French at school.**

.....  
.....

**5. Pat didn't wear trousers when she was young.**

.....  
.....

**6. Mike ate pizza on Saturdays.**

.....  
.....

### Prepositions

**7** Complete the sentences  
with -/on / from / to.



1. I've found lots of information ..... the Internet.
2. I can use ..... the web to find the lyrics of my favourite songs.
3. Tony surfs ..... the Internet for hours every day.
4. Is the telephone line OK? I can't connect ..... the Internet.
5. Where did you get this ringing tone from? You just download it ..... this web site.



## Writing

### Good ways to learn English

- 8** **Ask one of your parents or grandparents how they learnt English and what they did to practice it. Take notes of their answers. Then write a short paragraph. You may read your partner's paragraph and spot similarities and/or differences.**
- ☆☆☆

## NOTES

My ..... had lessons at .....

.....

.....

# Lesson 3

---

A large light blue rectangular area containing ten horizontal dashed lines, intended for writing.



# From generation to generation!

---

A large light blue rectangular area with ten horizontal dashed lines, intended for writing.





# Unit 6

## Volunteers wanted!

**17th International Children's Painting Competition, painted by 13-year-old Evdokia Vallis, Greece (European winner)**

**LESSON 1:** Let's go green!

**LESSON 2:** Many hands make light work!

**LESSON 3:** Learn by doing!

# Lesson 1

---

**In Unit 6 you will...**

## **READ**

- an eco-leaflet with tips for a 'waste-less' school year
- a webpage about teen clubs
- a poem and quotes about volunteerism

## **PRACTISE COLLOCATIONS & VOCABULARY RELATED TO**

- environment & recycling
- CVs

## **PRACTISE THE USE OF**

- Present Perfect Simple
- Present Perfect Simple  
vs. Past Simple

## **WRITE**

- mini-dialogues about your news
- an e-mail to your keypal telling

him/her about the jobs you have/haven't done at the weekend

- a poem



Reading

Tips for a 'waste-less' school year

1 Read this eco-leaflet. Do you follow any of the advice? Take notes and then compare them with your partner's.

- | .....  
.....
- .....  
.....
- .....  
.....
- .....  
.....

### Tips for a Waste-Less School Year

- 1. Use products made from recycled materials. You can use refillable pens, rechargeable batteries, and scrap paper for notes. Recycling and reusing helps the environment and saves you money.**
- 2. Before starting a new school year, check what things you have already got. You can reuse notebooks and old binders. Share your used books with friends, relatives, or younger schoolchildren.**
- 3. Use non-toxic products, such as batteries with less mercury, vegetable-based inks, and water-based paints.**

- 4. Use products that can last for long. Backpacks and notebooks can be reused for many years. Don't buy new ones every school year.**
- 5. If you bring your lunch to school, put it in a reusable plastic or cloth bag, or lunch box. Bring drinks in a thermos instead of bottles or cartons.**
- 6. If your parents drive you to school, try carpooling or take the bus. Try walking, biking, or skating. You can have less air pollution and less traffic in your area.**
- 7. Share the message with your friends and schoolmates. Waste less by reducing, reusing, and recycling. Volunteer for, or**

# Lesson 1

**start an environmental club or recycling project in your school. Work with your teachers and friends to find ways to tell everyone in your area to make waste reduction a part of their everyday lives.**

**based on**

<http://www.epa.gov/epaoswer/osw/specials/funfacts/school.htm>

**2** **Read the leaflet again and find.**



**Task 40 - p. 154-158 / 152**

**1. three school things that you can use again**

.....

.....

.....



**2. two products that are not bad for the environment**

.....  
.....  
.....

**3. two food or drink containers that can be used many times**

.....  
.....  
.....

**4. three ways to go to school without polluting the air**

.....  
.....  
.....

**ΑΝΑΚΥΚΛΩΣΗ**




# Lesson 1



## Vocabulary Link

### Recycling

**3** Use the clues to do the crossword puzzle.  
★



## ACROSS →

1. a group of people living in the same area
2. a shop
3. things we throw away
4. a short phrase
5. put something in the bin (two words)
6. take off/away

## DOWN ↓

7. offer to work without getting any money
8. a person or company that makes sth

# Lesson 1



- 4** **How can we make every day a Green Day? Choose the correct word to complete the sentences.**

## Task 41 - p. 159/153

1. Don't **throw away/recycle** things you can use again!
2. **Clean/up Pollute** the beaches!
3. **Pick up/Drop** the rubbish from your school playground!
4. Don't **save/waste** water when you have a shower! Always turn the tap off when you don't need it.
5. **Take care of/Kill** wild animals!
6. Don't **plant/cut down** trees!
7. Don't **use/park** your car when you go to the city centre!

5 Change the sentences of task 4 using the opposite ideas. Make any necessary changes.

Task 42 - p. 160/153

e.g. Don't throw away things you can use again. **Recycle things you can use again.**  
Clean up the beaches. **Don't pollute the beaches.**



.....

.....

.....

.....

# Lesson 1



## Grammar Link

### Present Perfect Simple (1)

- 6** Put a tick next to the correct sentences.
- ☆☆

We use the Present Perfect Simple:

1. to talk about finished actions that are important now
2. to talk about things that happened at a specific time in the past
3. to talk about our news and experiences
4. to talk about things we used to do in the past but we don't do now
5. when the exact time of the action is not important
6. to talk about habits and routines

**7** Complete the table with the correct form of the verbs.  
★

**Task 43 - p. 161-162/153**

<b>VERB</b>	<b>PAST SIMPLE</b>	<b>PAST PARTICIPLE</b>
hear		heard
	thought	
make		
		thrown
buy		
	gave	
		gone
put		

8

Complete the table.



**Affirmative**

**Full Form**

I/you/we/they have formed  
an eco team.

He/She/It.....

**Negative**

**Full Form**

I/you/we/they .....not  
thrown away the old books.

He/She/It.....

.....

**Interrogative**

..... I/you/we/they cleaned up  
the beach?

..... he/she/it .....



### Short Form

I/you/we/they ..... an eco team.  
He/She/It .....

### Short Form

I/you/we/they.....thrown away  
the old books.  
He/She/It .....  
.....

### Short Answers

Yes, I/you/we/they...../  
No, I/you/we/they  
Yes, he/she/it...../  
No, .....

## Lesson 1

- 9**  Complete the sentences using the Present Perfect Simple of the verbs in brackets.

### Task 44 - p. 163/154

1. We ..... (recycle) 100 aluminium cans this week.
2. My best friend ..... (decide) to reuse his old notebooks.
3. I ..... (not join) an eco team yet.
4. .... anyone ..... (volunteer) for the 'Clean-up Day'?
5. Tina ..... (adopt) a stray dog.
6. At Gregory's school, they ..... (clean) up a beach.

**Let's go green!**

---

**10**  Use the information from the table to write sentences using the Present Perfect Simple. Then write about yourself.

	Ron and Harry	Peter	Jessica	you
collect cans for recycling	✓	x	✓	
work in an eco team	x	✓		
drop litter in the street			x	

1. Ron and Harry have collected cans for recycling but they .....

.....

2.

.....

.....

.....

3.

.....

.....

.....

4.

.....

.....

.....

# Lesson 1



## Writing & Speaking

### Mini-dialogues

- 11** Write a few things about you. Then, tell your partner and write mini-dialogues about your news and/or great experiences in your life. Practise them with your partner.

**News/Life experiences!**

**I've bought tickets for the match!**

**I've flown a model plane!**

..... !

..... !

..... !

**I've bought tickets  
for the football  
match this Saturday!  
What about you?**

**I haven't. But I've  
got some great  
news too.**

.....

.....

.....

.....

.....

.....

.....







## Reading


### Student Action Guide

- 1 Read the first paragraph.  
★ What is the text about?

The text is about how teenagers can

- a. adopt an animal
- b. help the earth and animals
- c. protect their school

## Lesson 2

- 2**  Read the links (1-6) and match them with the content of the webpages (a-e). There is an extra link you don't need to use.

**Task 45 - p. 164-167/154**

**Yahoo! - Microsoft Internet Explorer provided by OTEnet**

### **STUDENT ACTION GUIDE**

**Many teens are interested in helping animals or the environment. Perhaps you want to help stray animals in your area. Maybe you'd like to start a recycling programme at your school. Or you may want to help people know more about**

**animals in danger or Earth-friendly farming. Whatever you want to do, you can make a real difference by forming or joining an animal/environmental protection club. Follow the links and find answers to all your questions.**

**1. Many hands make light work**

**2. Look at our work!**

**3. Start your own club!**

**4. Know your stuff!**

**5. Have fun by raising money**

**6. Club information Form**

**..... a. Here's how you can start:**

- 1. Talk to your friends**
- 2. Find someone to help you**
- 3. Get the word out!**

**..... b. If you want your schoolmates and friends to take your group seriously, you should be able to answer their questions. So before you start your project, get the facts!**

**..... c. Your club can do a lot with little money. If you want to collect extra money to help an animal or environmental group, try**

**one of these ideas. Have a car wash, a dog wash, a bottle collection. Hold a raffle. Organise a sports event. Have a vegetarian supper for students, parents, and teachers.**

**..... d. One person can do a lot for animals and the Earth. But when there are many people, they can do much more.**

**..... e. Need a few ideas? Take a look at what these clubs have done.**

based on

<http://www.humaneteen.org/>

## Lesson 2



### Vocabulary Link

## Curriculum Vitae

- 3 Penny Ioannou wants to be a member of a music club for teenagers. Help her write the headings from the box in her CV.

### CURRICULUM VITAE

INTERESTS / DATE OF BIRTH /  
ADDRESS / SKILLS / NAME /  
EXPERIENCE / NATIONALITY /  
LANGUAGES / EDUCATION /  
TELEPHONE NUMBER



# Many hands make light work!

- 1 ..... Penny Ioannou
- 2 ..... 12 Nikitara Street
- 3 ..... 210-2789 609
- 4 ..... Greek
- 5 ..... 1 August 1995
- 6 ..... 2000-2007  
5th Primary School of  
Marousi
- 7 ..... English (Level B1)  
German (Level A1)
- 8 ..... Computer literate (MS  
Word, MS Outlook)
- 9 ..... Member of the school  
choir
- 10..... reading, playing volleyball

### Collocations

- 4** Choose the correct word to complete the sentences.  
★

#### Task 46 - p. 168/155

1. Are you ..... in doing voluntary work?  
a. experience      b. interested  
c. good
2. If you have some ..... time, you can join us!  
a. spare      b. helping  
c. experience
3. If you want to help, fill in a(n) ..... form and post it now!  
a. qualification      b. personal  
c. application



## Many hands make light work!

4. Do you have any .....  
in working with young children?  
a. interview                      b. experience  
c. qualities
5. His dad works for an international  
company and gets a high  
.....  
a. salary                              b. hour  
c. qualification

## Lesson 2



### Grammar Link

## Present Perfect Simple (2)

- 5** Use the phrases from the box to complete the sentences.  
☆☆

Task 47 - p. 169/155

just / yet / already / for a month

Monica has <sup>1</sup> .....  
finished Senior High School. She  
has often worked as a volunteer for  
the local community but now she  
is looking for a job. She has also  
worked at her dad's shop <sup>2</sup> .....  
..... Last week she read about


## Many hands make light work!

---

an interesting job in the newspaper  
and she is going to apply for it. She  
got an application form for the job  
this morning and she has **3** .....  
..... filled it in but she hasn't  
sent it **4** .....

## Lesson 2

---

- 6**  **Look at the picture and the list of jobs Tessa's mum gave her and write sentences about what she has or hasn't done. Use just / already / yet.**

### Task 48 - p. 170-171 / 155

- clean windows
- tidy desk
- collect CDs
- make bed
- put clothes in wardrobe
- clean carpet
- pick up tennis racket

# Many hands make light work!



1. ....
2. ....
3. ....
4. ....
5. ....
6. ....
7. ....

**7** Look at the pictures and write sentences using the Present Perfect Simple.  
★

**Task 49 - p. 172-173/156**



**sad/fail a test**

**He is sad because he has failed a test.**



**happy/win a medal**


**She .....**



**worried/dad have an accident**

**He .....**

# Many hands make light work!




surprised / friends give him a party

He .....



tired / take part in an eco team

They .....




excited / buy a new MP3 player

She .....



## Writing

### What I've done this weekend

- 8**  On Saturday morning make a list of the things you have to do at the weekend. Come back to your notes on Sunday and check which you have done and which you haven't done. Then write an e-mail to your keypal. Tell him about what you have/haven't done. Ask him/her about what things s/he has done.

#### Things to do this weekend

.....

.....

.....

.....

.....

.....

.....



## New Email Message

....., hi!

**I have just finished some things**

**I had to do. ....**

.....

.....

.....

.....

.....

.....

.....

.....

.....

.....

.....

# Lesson 3



## Reading

### Why be a volunteer

- 1 Read the poem and complete the gaps with the words from the box. Why do people volunteer?



hand / volunteer / inside / heart / self / fame

### Tip!

Look for words that rhyme.  
Don't worry about words you don't know!  
Enjoy poetry!

### WHY BE A VOLUNTEER

It's not for the money, it's not for

1 .....

and it's not for any personal gain.

It's for love of fellow man,

It's just to lend a helping

2 .....

It's just to give a part of

3 .....

That's something you can't buy with  
wealth.

It's not the medals worn with pride.

It's just for that feeling deep

4 .....

It's that reward down in your

5 .....

It's the feeling that you've been a part  
Of helping others far and near,

That makes you a 6 .....

from [http://www.canteach.ca/  
elementary/songspoems93.html](http://www.canteach.ca/elementary/songspoems93.html)

## Lesson 3

---

**2** **Read these quotes about volunteerism. Which are the characteristics of a volunteer?**



"Volunteers don't necessarily have the time, but they have the heart."  
Anonymous

"We make a living by what we get,  
we make a life by what we give."  
Winston Churchill

"One is not born into the world to  
do everything but to do something."  
Henry David Thoreau

from [http://www.volunteertoday.com/  
ARCHIVES2002/volpoems.html](http://www.volunteertoday.com/ARCHIVES2002/volpoems.html)

.....

.....

**Learn by doing!**

---

# Lesson 3



## Vocabulary Link

- 3** Match the words (1-10) with their meaning (a-j).  
★

### Task 50 - p. 174-175/156-7

1. monument

.....

2. church

.....

3. orator

.....

4. general

.....

5. tyrant

.....

6. live performance

.....

7. inscription

.....

8. treasure

.....

9. compass

.....

10. assembly

.....

- a. an officer in the army**
- b. an instrument with a needle that always points to the north**
- c. an old building, important in history**
- d. a group of people who meet regularly and make decisions**
- e. words written in stone or metal**
- f. temple**
- g. a play or music taking place in front of people**
- h. someone who is good at making political speeches**
- i. a collection of valuable things**
- j. someone with a lot of power who rules with cruelty**

## Collocations

### 4 Find the collocations.



- |                    |                      |                  |
|--------------------|----------------------|------------------|
| 1. live ...        | a. performance       | b. church        |
| 2. ancient ...     | a. drama             | b. trip          |
| 3. traditional ... | a. a questionnaire   | b. dances        |
| 4. school ...      | a. temple            | b. trip          |
| 5. complete ...    | a. a questionnaire   | b. an assembly   |
| 6. visit ...       | a. a foreign country | b. a performance |



- 5** Complete the sentences using collocations from task 4. You may need to change the verb forms.

**Task 51 - p.176-177/157**

1. Greeks always dance .....  
..... at weddings.
2. Every summer the school band  
give a ..... in  
the school yard.
3. All the kids are excited because  
they are going on a .....  
..... next Monday.
4. Our teacher asked us to  
complete.....  
about our learning styles.
5. This is the first time I have  
visited.....

## Lesson 3



### Grammar Link

## Present Perfect Simple vs. Past Simple

- 6** Complete the sentences.  
Write PP for Present Perfect  
and PS for Past Simple.

1. We use ..... to talk about a repeated action up to now.
2. We use ..... if we are not interested in when an action happened.
3. We use ..... if we are interested in when an action happened.
4. We use ..... to talk about things that happened at a specific time in the past
5. We use ..... to talk about personal news and experiences

**7** Use the words to write questions in Past Simple or Present Perfect. Then give true answers about you.

**e.g. 1:** your dad/ clean/ his car/ yesterday?

**Did your dad clean his car yesterday? No, he didn't.**

**e.g. 2:** you/ ever/ visit/ Australia?

**Have you ever visited Australia? Yes, I have.**



# Lesson 3

---

**1. you/ finish/ your homework?**

.....  
.....  
.....  
.....

**2. you/ sleep late/ last night?**

.....  
.....  
.....  
.....

**3. you/ collect/ any aluminium cans  
this week?**

.....  
.....  
.....  
.....

**4. your friends/ give you a present/  
on your last birthday?**

.....  
.....  
.....  
.....  
.....

**5. you / ever/ take part/ in an  
eco-team?**

.....  
.....  
.....  
.....  
.....

## Lesson 3

- 8** Complete the sentences using the Present Perfect Simple or the Past Simple of the verbs in brackets.



### Task 52 - p.178-179/157

1. I ..... (know) my best friend for five years. We first ..... (meet) when we were in primary school.
2. Antonio ..... (come) back home at two in the afternoon and he ..... (do) his homework yet.
3. We ..... (just/arrive) on the island but we ..... (not/decide) where to stay yet.

4. Jennifer .....  
(have) her new mobile for two  
weeks. Her mum .....  
..... (give) it to her as a birthday  
present.
5. I ..... (not/be)  
to the theatre for a long time. The  
last time I ..... (go)  
I ..... (see) a  
musical.

## Lesson 3



### Writing

#### A poem

**9** An easy way to write a poem is to use the letters of a word and start each new line with a word beginning from this letter. Here's another poem about volunteers written in this way. Read it and then write a poem about volunteers or any other topic you have talked about in this lesson.

from

<http://www.canteach.ca/elementary/songspoems93.html>



## Volunteers

**V**aluable is the work you do.

**O**utstanding in how you always  
come through.

**L**oyal, sincere and full of good  
cheer,

**U**ntiring in your efforts throughout  
the year.

**N**otable are the contributions you  
make,

**T**rustworthy in every project you  
take.

**E**ager to reach your every goal,

**E**ffective in the way you fulfil your  
role.

**R**eady with a smile like a shining  
star,

**S**pecial and wonderful - that's what  
you are.

# Lesson 3

V

.....  
.....

O

.....  
.....

L

.....  
.....

U

.....  
.....

N

.....  
.....

T

.....  
.....

E

.....  
.....

E

.....  
.....

R

.....  
.....

## Tip!

- Work in groups if you like!
- Think of the adjectives you can use to describe volunteers and their work.
- Then make simple sentences.
- Use your dictionaries.

A sheet of white paper with a perforated top edge and a curled bottom-right corner. The paper is ruled with horizontal lines. There are ten lines in total, each consisting of a solid top line and a dotted bottom line, providing a guide for writing.

## UNIT 5

**31** Read the article about the Indus quickly and match the headings (A-E) with each paragraph (1-5).

**A. Fashion**

**B. About two cities**

**C. Homes**

**D. The end of a nation**

**E. Jobs**

### **The mysterious Indus civilisation**

**We know very little about this civilisation, but what we know is amazing! Over 4,000 years ago, in the Indus Valley, people built huge cities, with straight streets, and brick homes with private baths!**

**Kids played with toys and women wore lipstick!**

**1**

**How do we know this information about the Indus? In 1922, archaeologists found the remains of two ancient cities, Harappa and Mohenjo-Daro. The civilisation is called the Indus Valley Civilisation (or sometimes, the Harappan civilisation). It existed from about 3000 BC to about 1500 BC, about the same time as the Egyptian and Sumerian civilisations.**

**2**

**The houses were one or two storeys high made of brick, with flat roofs,**

**and were all the same. Each house was built around a yard. There were no windows on the outside walls, only on the inside. Each home had its own private bathroom!**

**3**

**People were very good farmers. They grew peas, melons, wheat, and dates. They raised sheep, pigs and zebus (a kind of cow). Each town had a large central building where they kept crops for all in the town to enjoy. They also caught fish in the river with fish hooks! The people used camels, oxen and elephants to travel over land. They had carts with wooden wheels. They also had ships to sail around the Arabian Sea.**

**4**

**Men and women dressed in colourful robes. Women wore jewellery of gold and precious stones!**

**5**

**They had a written language but we cannot understand it. The ancient Indus civilisation mysteriously disappeared around 1500 BC. No one knows what happened to these people, or where they went.**

**based on information from:**

**<http://members.aol.com/donnclass/Indialife.html>, <http://www.historyforkids.org/index.htm>**

**32** Write the words under the pictures. Then match the pictures (1-8) with the definitions (a-i). There's an extra definition you don't need to use.



1. ....



2. ....





3. ....



4. ....



5. ....



6. ....



7. ....



8. ....

## **It's up to you!**

---

- a. we find it in Egypt**
- b. a figure made of metal, stone etc.**
- c. a building where people worship gods**
- d. a hat we wear when we ride a motorbike**
- e. grain or fruit that is grown in one season**
- f. killing wild animals or birds for sport or food**
- g. a circular building with no roof**
- h. hair that grows on the chin of a man**
- i. a man fighting another man or an animal**

**33 Complete the sentences with the right word.**

1. The main c \_ \_ \_ \_ in Greece are olives, cotton, tobacco and grapes.
2. Have you ever visited the ancient t \_ \_ \_ \_ \_ of Poseidon in Sounio?
3. Let's visit the local museum and see the marble s \_ \_ \_ \_ \_ of Apollo.
4. Rameses II r \_ \_ \_ \_ Egypt for sixty-seven years.
5. The murmillio gladiators wore bronze h \_ \_ \_ \_ \_ , which protected their face and neck.

## It's up to you!

---

6. E-mails are a fast and cheap way to c \_ \_ \_ \_ \_ \_ \_ \_ \_ \_ with your friends.
7. Our teacher has decided to grow a b \_ \_ \_ \_ and a moustache.
8. There were two o \_ \_ \_ \_ \_ \_ \_ \_ languages in Roman Times, Latin and Greek.

**34 Choose the right relative pronoun to complete the paragraph.**

My school, **1**where/which is on a small hill in the north of our village has about 100 students **2**who/which live in the area. There is a big playground, **3**which/where children play sports. There is also a small amphitheatre **4**which/where we put on our school plays. My favourite teacher is Mr Vassiliou, **5**who/which teaches geography. My best friend doesn't like geography. She says she prefers maths, **6**where/which is more interesting.

**35**

**Look at the brochure of the Attica Zoological Park and use the information to prepare a recorded telephone message in English with information about the park. Include information about:**

- **Opening hours**
- **Tickets and prices for adults, children, groups etc**
- **shops**
- **Telephone number and e-mail address**

**When you finish you can try to record it with your partner.**

# ΑΤΤΙΚΟ ΖΩΟΛΟΓΙΚΟ ΠΑΡΚΟ

## Attica Zoological Park

**OPEN ALL YEAR ROUND**

**from 9.00 am to sunset**

### **Admission**

**€11 for adults**

**€ 9 for children aged 3-12**

**Under 3: free**

**For groups over 25 people: € 9**

**Special prices for schools**

**Disabled: free**


There's a gift shop where you can buy souvenirs and a café where you can enjoy a drink or have a rest.

We organise children's parties, events and educational programmes for schools.

### **INFORMATION**

**Tel. 210 6634724**

**e-mail: [zoo@atticapark.gr](mailto:zoo@atticapark.gr)**



# It's up to you!

---

A large rectangular area with a light orange background, containing 15 horizontal dotted lines for writing.



A large rectangular area with a light orange background, containing 15 horizontal dotted lines for writing.

**36 Complete the numbers.**

a. 9.86 m: \_\_\_\_\_ point \_\_\_\_\_  
metres

b. 3,568,900 people: three \_\_\_\_\_,  
five \_\_\_\_\_ and sixty-eight  
\_\_\_\_\_, nine \_\_\_\_\_  
people

c. 50% discount: \_\_\_\_\_  
\_\_\_\_\_ discount

d. 809 students: \_\_\_\_\_  
and nine students

e. 18,065 e-mails: eighteen \_\_\_\_\_  
and \_\_\_\_\_-five e-mails

f. 19, 034,652 viewers: \_\_\_\_\_  
million, \_\_\_\_\_  
thousand, \_\_\_\_\_ hundred and  
\_\_\_\_\_ - \_\_\_\_\_ viewers

**37** Complete the sentences with the gerund of the verbs in the box.

tidy	download	play	go
repair	visit	listen	
open	swim		

1. Danny likes .....  
..... computer games.
2. My best friend enjoys  
..... to music.
3. .... relatives is  
usually very boring.
4. .... out with  
friends is the most popular  
pastime in Greece.
5. Savas is very good at .....  
..... bikes.

## It's up to you!

---

6. I prefer .....  
songs from the Internet to  
..... my room.
7. What about .....  
..... in the pool in the afternoon?
8. Many people believe that .....  
..... an umbrella in the  
house can bring bad luck.



- 38** The Browns are all at home on Friday and they would like to watch TV. Help them decide which programmes to watch at 5.00, 6.30 and 7.45 pm. Is there a programme all the family can watch together?

### Tip!

- First, circle the programmes starting at 5.00, 6.00 & 7.45. Read the descriptions of the programmes and underline key words.
- Then read the family's preferences, underline key words and write their names in the right box.
- Are there one or two programmes that they can watch at these times?

**BBC 1**

**5.00 pm Final Score**

**5.30 pm Pink Panther**

**7.00 pm Match of the day**

**7.45 pm BBC News & Weather**

**SPORTS****Final Score**

**Ray Stubbs gives all the results and reports from the Premiership, as well as a round-up of the stories in the FA Cup and Scotland.**

**FILM****The Pink Panther**

**Peter Sellers as Inspector Clouseau tries to stop the theft of a precious diamond known as the Pink Panther.**

**SPORTS**

**Holland vs. England**

**Gary Lineker presents England's**

**friendly match against Holland live from the Amsterdam Arena.**

---

## **BBC 2**

**4.30 pm Ready Steady Cook**

**5.15 pm Sudo-Q**

**6.30 pm Baby Animals and Animals with shells**

**7.00 pm What the ancients did for us**

**7.45 pm the Weakest Link**

## **COOKERY**

### **Ready Steady Cook**

**Talented chefs work against the clock and make delicious dishes in 20 minutes.**

## **GAME SHOW**

### **Sudo-Q**

**Three teams compete to see who will become today's Sudo-Q champion.**

**DOCUMENTARY**

**The Greeks**

**We examine the inventions of ancient civilisations. Adam Hart-Davis tests some of the greatest inventions from the world of ancient Greece and shows us the lasting effect the Greeks have had on today's technology.**

**DOCUMENTARY**

**Baby Animals and Animals with Shells**

**A look at the planet we live on.**

**GAME SHOW**

**The Weakest Link**

**Anne Robinson hosts this general knowledge quiz.**



## **ITV1 LONDON**

**5.00 pm Emmerdale**

**5.30 pm Geography**

**6.30 pm ITV News & Weather**

**7.00 pm Heartbeat**

**7.30 pm George Michael, I'm your man**

## **SOAP**

### **Emmerdale**

**Edna discovers that Tom's in love with Rosemary. Donna and Marlon decide to build their future together. Turner cries for Shelly and his destroyed family.**

## **EDUCATION**

### **Geography**

### **Mountains and Coasts: Life on the Coast**

**A look at how Brighton's coast has changed to attract tourists.**

### **DRAMA**

#### **Heartbeat**

#### **Intelligence Matters**

The Police are after a Russian spy. Peggy thinks she has found evidence of a murder and asks David to help her find the truth.

### **MUSIC AND ART**

#### **George Michael, I'm your man**

Melvyn Bragg interviews George Michael in a South Bank Show special. George discusses his career, his life and work.

adopted from: [www.radiotimes.com](http://www.radiotimes.com)



**Mr Brown likes watching the news, sports and general knowledge quizzes.**

**Mrs Brown likes watching cookery programmes, soap operas, dramas, game shows and the news.**

## It's up to you!

**Mary**, the 13-year-old daughter of the family, prefers watching music programmes, documentaries, game shows, dramas and her favourite soap, **Emmerdale**. She never misses it.


**Jack**, the 11-year-old son of the family, loves football, films, geography and documentaries about animals.

	<b>TV programme</b>	<b>channel</b>	<b>names</b>
<b>5.00</b>	<b>Sports</b>	<b>BBC1</b>	<b>Mr Brown &amp; Jack</b>
<b>6.30</b>			
<b>7.45</b>			



**39** Write the type of TV programme that each TV screen shows.

**NEWS**




1. ....




2. ....

**TALK  
SHOW**



3. ....



4. ....

**CHROMO  
CLEANER**



5. ....



6. ....



7. ....



8. ....

**SPORTS  
NEWS!**



9. ....

## UNIT 6

**40** Read the leaflet again and find:

**1. five school things that you can use again**

.....

.....

.....

.....

.....

.....

**2. three products that are not bad for the environment**

.....

.....

.....

.....

.....

.....



**3. four food of drink containers that can be used many times**

.....

.....

.....

.....

.....

.....

**4. four ways to go to school without polluting the air**

.....

.....

.....

.....

.....

.....

### Tips for a Waste-Less School Year

- 1. Use products made from recycled materials. You can use refillable pens, rechargeable batteries, and scrap paper for notes. Recycling and reusing helps the environment and saves you money.**
- 2. Before starting a new school year, check what things you have already got. You can reuse notebooks and old binders. Share your used books with friends, relatives, or younger schoolchildren.**
- 3. Use non-toxic products, such as batteries with less mercury, vegetable-based inks, and water-based paints.**

- 4. Use products that can last for long. Backpacks and notebooks can be reused for many years. Don't buy new ones every school year.**
- 5. If you bring your lunch to school, put it in a reusable plastic or cloth bag, or lunch box. Bring drinks in a thermos instead of bottles or cartons.**
- 6. If your parents drive you to school, try carpooling or take the bus. Try walking, biking, or skating. You can have less air pollution and less traffic in your area.**
- 7. Share the message with your friends and schoolmates. Waste less by reducing, reusing, and recycling. Volunteer for, or start an environmental club**

It's up to you!

or recycling project in your school. Work with your teachers and friends to find ways to tell everyone in your area to make waste reduction a part of their everyday lives.

based on

<http://www.epa.gov/epaoswer/osw/specials/funfacts/school.htm>



**ΑΝΑΚΥΚΛΩΣΗ**

**41** How can we make every day a Green Day? Complete the sentences with the correct word.

1. Don't t \_ \_ \_ \_ away things you can use again!
2. C \_ \_ \_ \_ up the beaches!
3. P \_ \_ \_ u \_ the rubbish from your school playground!
4. Don't w \_ \_ \_ \_ water when you have a shower! Always turn the tap off when you don't need it.
5. T \_ \_ \_ c \_ \_ \_ of wild animals!
6. Don't c \_ \_ d \_ \_ \_ trees!
7. Don't u \_ \_ your car when you go to the city centre!

**42** Match the opposites and then do task 5 (79/80).

- 1. take care of animals
- 2. clean up
- 3. throw away things
- 4. pick up litter
- 5. save water
- 6. plant trees
- 7. use the car

- .....
  - .....
  - .....
  - .....
  - .....
  - .....
  - .....
- a. recycle
  - b. pollute
  - c. drop litter
  - d. waste water
  - e. kill animals
  - f. cut down trees
  - g. park the car

**43** Complete the table.

VERB	PAST SIMPLE	PAST PARTICIPLE
be		
catch		
come		
cut		
do		
drink		
drive		
eat		
find		
get		
have		
know		
leave		

## It's up to you!

---

<b>VERB</b>	<b>PAST SIMPLE</b>	<b>PAST PARTICIPLE</b>
<b>meet</b>		
<b>read</b>		
<b>run</b>		
<b>say</b>		
<b>see</b>		
<b>sit</b>		
<b>speak</b>		
<b>swim</b>		
<b>take</b>		
<b>tell</b>		
<b>write</b>		



- 44** Complete the sentences using the Present Perfect Simple of the verbs in the box. There are extra verbs you don't need to use.

adopt	plant	decide	clean
not join	recycle	volunteer	cut

1. We .....  
100 aluminium cans this week.
2. My best friend .....  
to reuse his old notebooks.
3. I .....  
an eco team yet.
4. .... anyone .....  
..... for the 'Clean-up Day'?
5. Tina ..... a  
stray dog.
6. At Gregory's school, they .....  
..... up a beach.

- 45** Read the links (1-5) and match them with the content of the web pages (a-e).

**Yahoo! - Microsoft Internet Explorer provided by OTEnet**

### **STUDENT ACTION GUIDE**

**Many teens are interested in helping animals or the environment. Perhaps you want to help stray animals in your area. Maybe you'd like to start a recycling programme at your school. Or you may want to help people know more about animals in danger or Earth-friendly farming. Whatever your want to do, you can make a real difference**

**by forming or joining an animal/  
environmental protection club.  
Follow the links and find answers  
to all your questions.**

**1. Many hands make light work**

**2. Look at our work!**

**3. Start your own club!**

**4. Know your stuff!**

**5. Have fun by raising money**

**..... a. Here's how you can start:**

**1. Talk to your friends**

**2. Find someone to help  
you**

**3. Get the word out!**

**..... b. If you want your schoolmates and friends to take your group seriously, you should be able to answer their questions. So before you start your project, get the facts!**

**..... c. Your club can do a lot with little money. If you want to collect extra money to help an animal or environmental group, try one of these ideas. Have a car wash, a dog wash, a bottle collection. Hold a raffle. Organise a sports event. Have a vegetarian supper for students, parents, and teachers.**

**..... d. One person can do a lot for animals and the Earth. But when there are many people, they can do much more.**

**..... e. Need a few ideas? Take a look at what these clubs have done.**



based on  
<http://www.humaneteen.org/>

46

**Complete the sentences with the right word.**

1. Are you i \_ \_ \_ \_ \_ in doing voluntary work?
2. If you have some s \_ \_ \_ \_ time, you can join us!
3. If you want to help, fill in an a \_ \_ \_ \_ \_ form and post it now!
4. Do you have any e \_ \_ \_ \_ \_ in working with young children?
5. His dad works for an international company and gets a high s \_ \_ \_ \_ \_.

**47** Choose the right word(s) to complete the sentences.

Monica has **1**just/yet finished Senior High School. She has often worked as a volunteer for the local community but now she is looking for a job. She has also worked at her dad's shop **2**just/ for a month. Last week she read about an interesting job in the newspaper and she is going to apply for it. She got an application form for the job this morning and she has **3**just/yet filled it in but she hasn't sent it **4**already/yet.

**48** Look at the picture and the list of jobs Tessa's mum gave her and complete the sentences about what she has or hasn't done. Use **just/already/yet**.

- clean windows
- tidy desk
- collect CDs
- make bed
- put clothes in wardrobe
- clean carpet
- pick up tennis racket





1. Tessa .....  
(just/ clean) the windows.
2. She .....  
(already/ tidy) her desk.
3. She .....  
(collect) the CDs from the floor yet.
4. She .....  
(already/ make) her bed.
5. She .....  
(already/ put) her clothes in the wardrobe.
6. She .....  
(clean) the carpet yet.
7. She .....  
(just/ pick up) the tennis racket from the floor.

**49** Look at the pictures and follow the example to sentences using the Present Perfect Simple.



He is sad because he has failed a test.



She.....  
.....  
.....



He.....  
.....  
.....

**PARTY**



He.....  
.....  
.....



They.....  
.....  
.....



**MP-3  
BOX SET**

She.....  
.....  
.....

**50** Match the words (1-5) with their meaning (a-e). The words are in two groups to help you.

1. monument	.....	a. an officer in the army
2. church	.....	b. an old building, important in history
3. orator	.....	c. temple
4. general	.....	d. someone who is good at making political speeches
5. tyrant	.....	e someone with a lot of power who rules with cruelty

**Now match this group of words (1-5) with their meaning (a-e).**

<b>1. live performance</b>	.....	<b>a. an instrument with a needle that always points to the north</b>
<b>2. inscription</b>	.....	<b>b. a group of people who meet regularly and make decisions</b>
<b>3. treasure</b>	.....	<b>c. a play or music taking place in front of people</b>
<b>4. compass</b>	.....	<b>d. a collection of valuable things</b>
<b>5. assembly</b>	.....	<b>e. words written in stone or metal</b>

**51 Choose the right collocation to complete the sentences.**

**1. Greeks always dance**

**..... at  
weddings.**

- a. live performances**
- b. traditional dances**

**2. Every summer the school band**

**give a ..... in  
the school yard.**

- a. live performance**
- b. traditional dance**

**3. All the kids are excited because  
they are going on a .....**

**..... next Monday.**

- a. school trip**
- b. ancient monument**

**4. Our teacher asked us to complete**

.....

**about our learning styles.**

- a. a treasure hunt**
- b. a questionnaire**

**5. This is the first time I have visited**

.....

- a. an ancient drama**
- b. a foreign country**

### 52 Complete the sentences choosing the correct form of the verbs.

1. I **knew/have known** my best friend for five years. We first **met/have met** when we were in primary school.
2. Robert **came/has come** back home at two in the afternoon and he **didn't do/hasn't done** his homework yet.
3. We **have arrived** **just/have just arrived** on the island but we **didn't decide/haven't decided** where to stay yet.



4. Lily **had/has had** her new mobile for two weeks. Her mum **gave/has given** it to her as a birthday present.
5. I **wasn't/haven't been** to the theatre for a long time. The last time I **went/have been** I **saw/have seen** a musical.

## Unit 5, p. 5/61, Times change!

<b>UNITS/ LESSONS</b>	<b>LESSON 1, p. 7/62</b> <b>Fancy ancient history?</b>
<b>READING</b>	<ul style="list-style-type: none"><li>• an article about the Indus civilisation</li></ul>
<b>VOCABULARY LINK</b>	<ul style="list-style-type: none"><li>• history words</li></ul>
<b>GRAMMAR LINK</b>	<ul style="list-style-type: none"><li>• relative clauses (who/ which/ where)</li></ul>
<b>WRITING</b>	<ul style="list-style-type: none"><li>• a telephone Fancy message</li></ul>

## Unit 5, p. 5/61, Times change!

<b>UNITS/ LESSONS</b>	<b>LESSON 2, p.27/67</b> <b>A nation in brief!</b>
<b>READING</b>	<ul style="list-style-type: none"><li>• a webpage about superstitions around the world</li></ul>
<b>VOCABULARY LINK</b>	<ul style="list-style-type: none"><li>• countries &amp; cities in UK</li><li>• miscellaneous</li><li>• numbers</li></ul>
<b>GRAMMAR LINK</b>	<ul style="list-style-type: none"><li>• gerund</li></ul>
<b>WRITING</b>	<ul style="list-style-type: none"><li>• an article about Greek superstitions</li></ul>

## Unit 5, p. 5/61, Times change!

<b>UNITS/ LESSONS</b>	<b>LESSON 3, p. 46/72</b> <b>From generation to generation!</b>
<b>READING</b>	<ul style="list-style-type: none"><li>• an extract from a TV guide</li></ul>
<b>VOCABULARY LINK</b>	<ul style="list-style-type: none"><li>• TV programmes</li></ul>
<b>GRAMMAR LINK</b>	<ul style="list-style-type: none"><li>• Past Simple</li><li>• used to</li><li>• prepositions</li></ul>
<b>WRITING</b>	<ul style="list-style-type: none"><li>• a paragraph about good ways to learn English</li></ul>

## Unit 6, p. 69/77, Volunteers wanted!

<b>UNITS/ LESSONS</b>	<b>LESSON 1, p. 71/78</b> <b>Let's go green!</b>
<b>READING</b>	<ul style="list-style-type: none"><li>• an eco-leaflet with tips for a waste-less school year</li></ul>
<b>VOCABULARY LINK</b>	<ul style="list-style-type: none"><li>• environment words</li></ul>
<b>GRAMMAR LINK</b>	<ul style="list-style-type: none"><li>• Present Perfect Simple (1)</li></ul>
<b>WRITING</b>	<ul style="list-style-type: none"><li>• news &amp; great experiences of life</li></ul>

## Unit 6, p. 69/77, Volunteers wanted!

<b>UNITS/ LESSONS</b>	<b>LESSON 2, p.91/83</b> <b>Many hands make light work!</b>
<b>READING</b>	<ul style="list-style-type: none"><li>• a webpage about teen clubs</li></ul>
<b>VOCABULARY LINK</b>	<ul style="list-style-type: none"><li>• Curriculum Vitae</li><li>• collocations</li></ul>
<b>GRAMMAR LINK</b>	<ul style="list-style-type: none"><li>• Present Perfect Simple (2)</li></ul>
<b>WRITING</b>	<ul style="list-style-type: none"><li>• an e-mail about weekend jobs done or not done</li></ul>

## Unit 6, p. 69/77, Volunteers wanted!

<b>UNITS/ LESSONS</b>	<b>LESSON 3, p. 108/88</b> <b>Learn by doing!</b>
<b>READING</b>	<ul style="list-style-type: none"><li>• a poem and quotes about volunteerism</li></ul>
<b>VOCABULARY LINK</b>	<ul style="list-style-type: none"><li>• collocations</li></ul>
<b>GRAMMAR LINK</b>	<ul style="list-style-type: none"><li>• Present Perfect Simple Tense vs. Past Simple</li></ul>
<b>WRITING</b>	<ul style="list-style-type: none"><li>• a poem</li></ul>

## Appendix, It' s up to you 126/130

## **\* ΠΗΓΕΣ ΚΕΙΜΕΝΩΝ & ΕΙΚΟΝΩΝ ΠΟΥ ΧΡΗΣΙΜΟΠΟΙΗΘΗΚΑΝ ΓΙΑ:**

**Αγγλικά Α΄ Γυμνασίου - Επίπεδο  
Προχωρημένων - Βιβλίο Μαθητή**

### **UNIT 5**

- **The mysterious Indus civilisation,  
based on information from:  
[http://members.aol.com/donnnclass/  
Indialife.html](http://members.aol.com/donnnclass/Indialife.html),  
[http://www.historyforkids.org/  
index.htm](http://www.historyforkids.org/index.htm)**
- **Superstitions around the world,  
adapted from:  
[www.oldsuperstitions.com](http://www.oldsuperstitions.com),  
[http://www.topics-mag.com/  
internatl/superstitions/page.htm](http://www.topics-mag.com/internatl/superstitions/page.htm)**
- **TV Guide, adapted from  
[www.radiotimes.com](http://www.radiotimes.com)**



## UNIT 6

- **Tips for a waste-less school year based on**  
<http://www.epa.gov/epaoswer/osw/specials/funfacts/school.htm>
- **Student action guide based on**  
<http://www.humaneteen.org/>
- **Why be a volunteer (poem) from**  
<http://www.canteach.ca/elementary/songspoems93.html>
- **(quotes) from** <http://www.volunteer today.com/ARCHIVES2002/volpoems.html>
- **Volunteers (poem) from**  
<http://www.canteach.ca/elementary/songspoems93.html>



# ΦΩΤΟΓΡΑΦΙΕΣ

## UNIT 5

- Φωτογραφία Αττικό Ζωολογικό Πάρκο, σελίδα 24/66 από φυλλάδιο του Αττικού Ζωολογικού Πάρκου

## UNIT 6

- Ζωγραφιά σελίδα 69/77, από τον 17ο Διεθνή Διαγωνισμό Ζωγραφικής για παιδιά από την Ευδοκία Βαλλή από [www.unep.bayer.com](http://www.unep.bayer.com)
- Ζωγραφιά σελίδα 78/79, από τον 17ο Διεθνή Διαγωνισμό Ζωγραφικής για παιδιά από [www.unep.bayer.com](http://www.unep.bayer.com)

**Βάσει του ν. 3966/2011 τα διδακτικά βιβλία του Δημοτικού, του Γυμνασίου, του Λυκείου, των ΕΠΑ.Λ. και των ΕΠΑ.Σ. τυπώνονται από το ΙΤΥΕ - ΔΙΟΦΑΝΤΟΣ και διανέμονται δωρεάν στα Δημόσια Σχολεία. Τα βιβλία μπορεί να διατίθενται προς πώληση, όταν φέρουν στη δεξιά κάτω γωνία του εμπροσθόφυλλου ένδειξη «ΔΙΑΤΙΘΕΤΑΙ ΜΕ ΤΙΜΗ ΠΩΛΗΣΗΣ». Κάθε αντίτυπο που διατίθεται προς πώληση και δεν φέρει την παραπάνω ένδειξη θεωρείται κλεψίτυπο και ο παραβάτης διώκεται σύμφωνα με τις διατάξεις του άρθρου 7 του νόμου 1129 της 15/21 Μαρτίου 1946 (ΦΕΚ 1946,108, Α').**

**Απαγορεύεται η αναπαραγωγή οποιουδήποτε τμήματος αυτού του βιβλίου, που καλύπτεται από δικαιώματα (copyright), ή η χρήση του σε οποιαδήποτε μορφή, χωρίς τη γραπτή άδεια του Υπουργείου Παιδείας, Έρευνας και Θρησκευμάτων / ΙΤΥΕ - ΔΙΟΦΑΝΤΟΣ.**